

## Finale C1


Pl.	Name	Country	Start Nr	Pen.1	Time1	Pen.2	Time2	Total	Difference
1	VLK Premysl	CZE	77	2	131,53	?	137,81	269,34	0,00
2	SLAVKOVSKY Alexander	SVK	78	6	132,90	?	140,76	273,66	4,32
3	BENZIEN Jan	GER	76	0	135,81	?	138,26	274,07	4,73
4	BAHMAN Christian	GER	51	0	137,19	?	142,04	279,23	9,89
5	HEIB Achim	GER	68	2	134,48	?	149,52	284,00	14,66
6	LABARELLE Pierre	FRA	70	6	142,57	?	143,67	286,24	16,90
7	BUH Ane	SLO	66	0	148,92	?	145,01	293,93	24,59
8	CHOD David	CZE	75	4	145,50	?	152,54	298,04	28,70
9	DEGUIL Eric	FRA	74	2	149,02	?	150,75	299,77	30,43
10	WOJS Gregorz	POL	72	4	154,85	?	145,75	300,60	31,26
11	VIGNE Florian	FRA	60	4	142,22	?	159,48	301,70	32,36
12	PESCHIER Nicolas	FRA	63	8	145,40	?	156,44	301,84	32,50
13	WILSCH Marcel	SVK	64	4	163,43	?	153,17	316,60	47,26
14	REMMELE Max	GER	53	4	142,02	?	175,58	317,60	48,26
15	GLOUCHKOV Igor	RUS	71	6	197,33	?	178,73	376,06	106,72

## Finale C2

Or.	Name	Cou.	Start Nr.	POZ	Pen.1	Time1	Pen.2	Time2	Total	Differ.
	BECKER Markus, HENZE									

1	Stefan	GER	79	14	0	140,19	2	140,04	282,23	0,00
2	BRAUD Martin, FORGIT Cedric	FRA	81	9	4	151,25	2	149,41	306,66	24,43
3	BOGATEK Krzysztof, WRZOSEK Dariusz	POL	80	5	6	152,12	0	148,90	307,02	24,79
4	GASPARD Remy, GASPARD Julien	FRA	84	13	6	151,11	4	152,25	313,36	31,13
5	SAGET Sebastien, PARADIS Julien	FRA	78	11	4	153,74	10	151,82	319,56	37,33
6	BOUŠKA Ladislav, MERENUS Jan	CZE	83	2	2	152,10	6	164,02	324,12	41,89
7	MICZEK Jaroslaw, SEKULA Wojciech	POL	82	12	6	157,61	4	157,04	324,65	42,42
8	BINDERT David, KAEFER Jakob	GER	70	6	6	162,51	10	166,38	344,89	62,66
9	DUDZINSKI Adam, PIORKOWSKI Lukas	POL	72	10	8	164,65	10	170,07	352,72	70,49
10	PIVONKA Zdenek, ARNOŠT Pavel	CZE	73	3	14	175,53	10	165,42	364,95	82,72
11	ŠKANTAR Ladislav, ŠKANTAR Peter	SVK	77	7	4	155,01	54	167,22	380,23	98,00
12	MARCINEK Marek, HAHUT Michal	SVK	74	1	10	162,67	56	174,34	403,01	120,78
13	VORAC Ondrej, HOPJAN Radek	CZE	71	4	6	191,83	56	164,72	418,55	136,32
999	KUBRICAN Lukaš, KUBRICAN Pavel	CZE	75	8	8	175,77	0	0,00	0,00	0,00

## Finale HK1



Or.	Name	Country	Start Nr.	POZ	Pen.1	Time1	Pen.2	Time2	Total	Difference
1	LEFEVRE Fabien	FRA	67	18	0	121,73	0	118,97	240,70	0,00
2	NOLIMAL Andrej	SLO	62	19	4	120,03	2	118,57	244,60	3,90
3	LAZNIK Gregor	SLO	59	20	0	125,00	0	123,97	248,97	8,27
4	KAUZER Peter	SLO	51	17	0	127,99	0	123,66	251,65	10,95
5	DAMBORSKY Miroslav	SVK	61	11	0	129,16	0	123,84	253,00	12,30
6	CIBAK Peter	SVK	69	12	0	125,34	8	126,35	259,69	18,99
7	BACKHOUSE David	NED	7	5	0	130,35	0	130,43	260,78	20,08
8	POPIS Przemislaw	POL	37	10	0	128,38	2	130,42	260,80	20,10
9	MINVIELLE Loris	FRA	65	9	2	126,30	4	128,84	261,14	20,44
10	MICULKA Jakub	CZE	68	16	4	127,79	4	127,16	262,95	22,25
11	MUEHLMAN Rene	GER	55	6	2	129,08	4	128,14	263,22	22,52
12	BILLAUT Julien	FRA	42	7	6	126,19	2	129,46	263,65	22,95
13	REMMELE Andreas	GER	66	3	0	129,25	4	131,69	264,94	24,24
14	MARECHAL Cristophe	FRA	39	13	2	130,00	4	129,71	265,71	25,01
15	PAOLINI Diego	ITA	52	15	0	132,49	2	131,49	265,98	25,28
16	GONZALEZ Hector	ESP	60	4	0	140,10	0	127,53	267,63	26,93
17	MOLMENTI Daniele	ITA	50	1	0	133,57	4	130,47	268,04	27,34
18	CIBAK Michal	SVK	23	8	6	130,50	6	136,22	278,72	38,02
19	HOUNSLOW Richard	GBR	45	2	2	135,79	2	154,85	294,64	53,94
20	REJHA Jiri	CZE	28	14	2	128,39	52	133,48	315,87	75,17

## Finale DK1

Pl.	Name	Country	Start Nr.	Pen.1	Time1	Pen.2	Time2	Total	Difference
1	BONGARDT Jennifer	GER	34	0	140,38	4	143,27	287,65	0,00
2	RIHOŠKOVA Marie	CZE	35	0	145,68	2	143,75	291,43	3,78
3	SEMERADOVA Petra	CZE	27	0	145,81	2	148,63	296,44	8,79
4	CHWASTOWICZ Katarzy.	POL	24	4	146,85	2	151,07	303,92	16,27
5	MOZETIC Nina	SLO	30	2	152,59	0	149,41	304,00	16,35
6	GEBHARDT Ines	GER	31	4	149,67	0	151,50	305,17	17,52
7	PENNIE Fiona	GBR	26	0	151,20	4	162,30	317,50	29,85
8	TORNARE Nelly	FRA	32	4	147,63	2	175,79	329,42	41,77
9	TOLOSA Ainhoa	ESP	33	4	160,11	6	160,38	330,49	42,84
10	BIZUB Elizabeta	POL	17	8	161,73	4	162,86	336,59	48,94
11	POIX Sophie	FRA	21	10	177,03	6	149,78	342,81	55,16
12	HARLOWER Claire	GBR	5	6	167,67	8	161,52	343,19	55,54
13	PATRICK Michelle	GBR	16	10	164,14	8	162,44	344,58	56,93
14	DANDOVA Michala	CZE	13	4	155,16	6	179,44	344,60	56,95
15	OTANO Jone	ESP	10	6	179,38	54	162,30	401,68	114,03

**EC jun SOLKAN 1999 - Qualification race  
C1**

Pl.	Name	Country	Start Nr.	Pen.1	Time1	Pen.2	Time2	CAS	Difference
1	VLK Premysl	CZE	77	8	137,91	2	134,35	282,26	0,00
2	BENZIEN Jan	GER	76	0	144,44	2	139,41	285,85	3,59
	SLAVKOVSKY								

3	Alexander	SVK	78	4	146,69	2	136,51	289,20	6,94
4	HEIB Achim	GER	68	4	142,52	0	143,69	290,21	7,95
5	REMMELE Max	GER	53	0	145,16	0	146,44	291,60	9,34
6	BAHMAN Christian	GER	51	8	143,29	0	141,27	292,56	10,30
7	LABARELLE Pierre	FRA	70	4	141,47	6	143,09	294,56	12,30
8	DEGUIL Eric	FRA	74	4	143,24	6	144,28	297,52	15,26
9	VIGNE Florian	FRA	60	4	146,73	2	146,72	299,45	17,19
10	CHOD David	CZE	75	6	150,58	4	146,58	307,16	24,90
11	GLOUCHKOV Igor	RUS	71	6	152,95	2	153,14	314,09	31,83
12	WOJS Gregorz	POL	72	6	144,67	6	159,79	316,46	34,20
13	WILSCH Marcel	SVK	64	8	154,94	2	152,64	317,58	35,32
14	PESCHIER Nicolas	FRA	63	4	160,48	2	152,03	318,51	36,25
15	BUH Anže	SLO	66	8	154,28	4	153,73	320,01	37,75
16	KADERA Stanislav	CZE	56	4	151,77	8	156,51	320,28	38,02
17	RUDEAN Anže	SLO	54	6	155,17	4	158,49	323,66	41,40
18	LIPATOV Alexandr	RUS	48	12	151,45	10	155,54	328,99	46,73
19	ZADRAVEC Žarko	CRO	49	8	168,60	4	157,06	337,66	55,40
20	VOLODIN Vasilij	RUS	69	8	162,86	2	165,64	338,50	56,24
21	ŠANDL Lukaš	CZE	62	6	170,30	6	160,73	343,03	60,77
22	FLORENCE David	GBR	43	6	187,25	4	157,43	354,68	72,42
23	BURAN Vladimir	SVK	44	12	190,63	10	159,10	371,73	89,47
24	GODDARD Daniel	GBR	73	58	157,41	8	148,52	371,93	89,67
25	KACZMAR Gregorz	POL	55	6	162,95	10	193,70	372,65	90,39
26	STANISZEWSKI Dawid	POL	65	6	214,85	6	151,76	378,61	96,35
27	PETROV Blagoj	MAC	47	4	162,34	12	200,72	379,06	96,80
28	VENERUS Andrea	ITA	45	14	197,80	8	161,65	381,45	99,19
29	ZAKRAJŠEK Jošt	SLO	57	6	180,08	6	191,64	383,72	101,46
30	MATHIS Simon	SUI	59	8	155,70	6	216,12	385,82	103,56
31	BALERIO Xabier	ESP	61	62	189,52	8	155,93	415,45	133,19
32	PERŠEVICS Egons	LAT	50	4	258,06	4	175,35	441,41	159,15
33	NERETS Ugis	LAT	42	12	261,40	6	192,00	471,40	189,14

34	ŽABJEK Drejc	SLO	46	6	160,81	158	163,56	488,37	206,11
35	MARCINEK Pavol	SVK	40	62	208,87	56	171,14	498,01	215,75
36	SMILGA Aivars	LAT	58	12	274,26	10	383,98	680,24	397,98
37	DUDKO Petr	RUS	67	206	262,66	72	187,15	727,81	445,55
38	SILVA Filipe	POR	52	258	229,75	310	189,84	987,59	705,33
999	SUPOWICZ Krzysztof	POL	41	0	0,00	0	0,00	0,00	0,00



**EC jun SOLKAN 1999 - Qualification race  
C2**

Pl.	Name	COUN.	Rank Group	Start Nr.	Pen.1	Time1	Pen.2	Time2	Total	Difference
1	BECKER Markus	GER	3	79	4	146,33	2	149,84	302,17	0,00
2	GASPARD Remy	FRA	3	84	10	161,30	10	162,57	343,87	41,70
3	MICZEK Jaroslaw	POL	3	82	8	166,40	10	159,66	344,06	41,89
4	SAGET Sebastien	FRA	3	78	6	176,20	8	159,07	349,27	47,10
5	DUDZINSKI Adam	POL	3	72	8	169,59	4	170,74	352,33	50,16
6	BRAUD Martin	FRA	3	81	8	155,08	8	183,42	354,50	52,33
7	KUBRICAN Lukaš	CZE	3	75	4	177,83	10	173,62	365,45	63,28
8	ŠKANTAR Ladislav	SVK	3	77	64	157,89	10	158,32	390,21	88,04
9	BINDERT David	GER	3	70	18	195,39	16	171,46	400,85	98,68
10	BOGATEK Krzysztof	POL	3	80	56	160,57	64	172,86	453,43	151,26
11	VORAC Ondrej	CZE	3	71	8	171,26	58	222,21	459,47	157,30
12	PIVONKA Zdenek	CZE	3	73	60	189,34	20	210,56	479,90	177,73
13	BOUŠKA Ladislav	CZE	3	83	6	193,58	110	170,66	480,24	178,07
14	MARCINEK Marek	SVK	3	74	20	202,71	112	229,26	563,97	261,80



**EC jun SOLKAN 1999 - Qualification race  
K1**

Pl.	Name	COUN.	Rank Grou.	Start Nr.	Pen.1	Time1	Pen.2	Time2	Total	Differe.
1	LAZNIK Gregor	SLO	2	59	2	127,45	0	127,86	257,31	0,00
2	NOLIMAL Andrej	SLO	2	62	4	122,34	6	125,24	257,58	0,27
3	LEFEVRE Fabien	FRA	2	67	4	128,90	4	126,95	263,85	6,54
4	KAUZER Peter	SLO	2	51	4	129,44	2	128,43	263,87	6,56
5	MICULKA Jakub	CZE	2	68	2	134,18	2	127,70	265,88	8,57
6	PAOLINI Diego	ITA	2	52	0	133,90	4	131,01	268,91	11,60
7	REJHA Jiri	CZE	2	28	4	131,92	0	133,39	269,31	12,00
8	MARECHAL Cristophe	FRA	2	39	8	130,26	2	130,10	270,36	13,05
9	CIBAK Peter	SVK	2	69	8	127,60	6	128,98	270,58	13,27
10	DAMBORSKY Miroslav	SVK	2	61	2	132,91	2	135,88	272,79	15,48
11	POPIS Przemislav	POL	2	37	2	137,72	0	133,99	273,71	16,40
12	MINVIELLE Loris	FRA	2	65	6	136,66	2	130,81	275,47	18,16
13	CIBAK Michal	SVK	2	23	6	132,97	4	132,74	275,71	18,40
14	BILLAUT Julien	FRA	2	42	8	130,44	2	135,84	276,28	18,97
15	MUEHLMAN Rene	GER	2	55	4	137,44	4	131,35	276,79	19,48
16	BACKHOUSE David	NED	2	7	4	135,27	2	137,26	278,53	21,22
17	ZIMMER Sebastian	USA	1	105	10	130,69	4	134,13	278,82	21,51
18	GONZALEZ Hector	ESP	2	60	6	136,55	4	132,57	279,12	21,81
19	REMMELE Andreas	GER	2	66	0	134,60	8	137,75	280,35	23,04
20	HOUNSLOW Richard	GBR	2	45	10	132,94	2	135,87	280,81	23,50
21	MOLMENTI Daniele	ITA	2	50	6	134,60	6	134,75	281,35	24,04
22	LOMAS Daniel	GBR	2	18	4	144,12	4	131,81	283,93	26,62
23	BILY Petr	CZE	2	35	2	138,73	4	140,44	285,17	27,86
24	MEDON Piotr	POL	2	56	6	138,68	2	139,52	286,20	28,89
25	ANIKIN Serguej	RUS	2	8	8	142,57	0	138,83	289,40	32,09
26	BIJUKLIC Andrej	SLO	2	33	6	139,84	4	140,52	290,36	33,05
27	ŠARGANOVIĆ Emir	BIH	2	49	8	139,87	6	137,60	291,47	34,16
28	BRON Cedric	SUI	2	41	12	141,50	2	137,29	292,79	35,48
29	BUCHTEL Martin	CZE	2	48	16	139,89	8	129,70	293,59	36,28
30	JAKA Enaut	ESP	2	22	6	142,05	2	145,34	295,39	38,08
31	MALECKI Jakub	POL	2	31	8	138,07	4	145,68	295,75	38,44
32	DIEZ-CANEDO Guillerm	ESP	2	47	10	147,27	2	136,86	296,13	38,82
33	ŠAJBIDOR Jan	SVK	2	20	10	134,29	2	150,77	297,06	39,75
34	SWETNAM Huv	GBR	1	101	4	157,53	4	131,95	297,48	40,17
35	TOROS Daniel	AUT	2	43	6	145,35	2	144,27	297,62	40,31
36	RICHARDSON Ben	GBR	2	21	8	140,31	6	144,27	298,58	41,27
	SYRJAELAEINEN									

37	Petri	FIN	2	57	8	137,14	6	148,30	299,44	42,13
38	POPIELA Darek	AUT	1	104	0	146,83	4	148,86	299,69	42,38
39	APPODIA Mateo	ITA	2	63	4	134,25	6	155,60	299,85	42,54
40	HIRVONEN Jonne	FIN	2	54	4	147,85	0	148,17	300,02	42,71
41	MULIC Dinko	BIH	2	38	10	141,70	6	146,15	303,85	46,54
42	BELINA Jonas	SUI	2	11	4	147,90	8	146,10	306,00	48,69
43	BALASHOV Evgenij	RUS	2	44	8	142,38	6	150,31	306,69	49,38
44	TUL'SKIKH Anton	RUS	2	53	8	147,13	4	147,86	306,99	49,68
45	WAKELING Tom	GBR	2	6	18	139,31	8	144,28	309,59	52,28
46	NATMESSNIG Herwig	AUT	2	32	6	154,90	2	150,98	313,88	56,57
47	EPLINGER Alexander	AUT	2	34	6	146,69	10	152,88	315,57	58,26
48	CIŠIĆ Ismet	BIH	2	15	6	150,47	4	157,45	317,92	60,61
49	WINTER Sebastjan	GER	2	58	52	136,51	0	133,91	322,42	65,11
50	ZABALETA Urko	ESP	1	102	60	133,59	2	129,36	324,95	67,64
51	SCHMOCKER Stefan	SUI	2	16	8	154,14	8	156,43	326,57	69,26
52	SCHMIDT Thilo	GER	2	64	4	131,18	54	139,48	328,66	71,35
53	ILIN Grigorij	RUS	2	40	12	176,30	4	144,17	336,47	79,16
54	FOHLIN Toni	FIN	1	107	58	142,98	6	132,93	339,91	82,60
55	SCHUSSER Martin	AUT	2	29	8	171,71	8	159,60	347,31	90,00
56	JOVANOVSKI Ivica	MAC	2	30	14	156,67	20	162,31	352,98	95,67
57	KITTEL Patrik	AUT	1	106	12	185,36	4	152,74	354,10	96,79
58	TONKS James	GBR	1	103	56	155,59	8	143,22	362,81	105,50
59	BENEMARK Ola	SWE	2	17	18	176,01	8	164,59	366,60	109,29
60	RIBEIRO Joao	POR	2	10	10	187,63	6	166,57	370,20	112,89
61	BECERS Maris	LAT	2	25	64	147,69	10	149,25	370,94	113,63
62	NUSSBAUMMUELLER Hara	AUT	1	108	18	184,90	10	161,93	374,83	117,52
63	KONJEVIC Mladen	CRO	2	5	16	183,33	8	174,16	381,49	124,18
64	KRUYSWYK Daan	NED	2	26	60	160,89	6	156,87	383,76	126,45
65	POBERAJ Nejc	USA	1	109	114	134,64	0	137,84	386,48	129,17
66	KARLSSON Isak	SWE	2	46	12	183,08	14	181,42	390,50	133,19
67	KOSOVIC Adnan	BIH	2	13	14	183,09	50	157,13	404,22	146,91
68	BRANDAO Ricardo	POR	2	14	8	181,29	58	172,67	419,96	162,65
69	CERQUEIRA Edgar	POR	2	36	14	163,35	60	185,46	422,81	165,50
70	SELECKIS Peteris	LAT	2	9	58	186,30	0	191,17	435,47	178,16
71	STOJANOVSKI Dejan	MAC	2	24	114	197,58	10	169,45	491,03	233,72
72	RIZOVSKI Kire	MAC	2	19	110	189,46	12	185,04	496,50	239,19



### EC jun SOLKAN 1999 - Qualification race



## K1W

Pl.	Name	Country	Start Nr.	Pen.1	Time1	Pen.2	Time2	CAS	Difference
1	BONGARDT Jennifer	GER	34	2	149,84	2	146,96	300,80	0,00
2	PENNIE Fiona	GBR	26	0	151,64	0	152,82	304,46	3,66
3	TORNARE Nelly	FRA	32	2	153,01	0	155,11	310,12	9,32
4	SEMERADOVA Petra	CZE	27	2	155,24	0	155,17	312,41	11,61
5	CHWASTOWICZ Katarzy.	POL	24	2	155,72	4	151,00	312,72	11,92
6	RIHOŠKOVA Marie	CZE	35	8	158,79	2	147,91	316,70	15,90
7	GEBHARDT Ines	GER	31	2	154,44	2	159,28	317,72	16,92
8	MOZETIC Nina	SLO	30	2	159,48	2	155,06	318,54	17,74
9	DANDOVA Michala	CZE	13	6	156,81	2	158,17	322,98	22,18
10	POIX Sophie	FRA	21	6	162,39	0	161,73	330,12	29,32
11	BIZUB Elizabeta	POL	17	4	158,82	4	165,06	331,88	31,08
12	PATRICK Michelle	GBR	16	6	162,21	4	163,41	335,62	34,82
13	OTANO Jone	ESP	10	10	164,30	4	164,21	342,51	41,71
14	TOLOSA Ainhoa	ESP	33	6	165,18	4	167,64	342,82	42,02
15	HARLOWER Claire	GBR	5	8	165,93	2	168,13	344,06	43,26
16	OVCARIKOVA Jana	SVK	25	12	170,03	6	156,40	344,43	43,63
17	KOCIUBA Paulina	POL	12	2	171,47	8	164,31	345,78	44,98
18	KAMPS Anna	GER	29	8	190,70	6	149,70	354,40	53,60
19	MALI Jana	SLO	28	10	191,80	2	155,38	359,18	58,38
20	BIZUB Malgorzata	POL	20	8	182,55	4	167,81	362,36	61,56
21	ONDRUŠKOVA Lena	SVK	18	4	185,71	0	177,02	366,73	65,93
22	BOMBOY Alice	FRA	8	8	181,91	12	165,39	367,30	66,50
23	SMEJKALOVA Šarka	CZE	11	4	170,79	12	184,27	371,06	70,26
24	BOERI Margherita	ITA	22	12	162,63	10	190,10	374,73	73,93
25	BENUŠOVA Dana	SVK	3	6	182,12	14	175,37	377,49	76,69
26	MUENGER Anna	SUI	6	16	176,19	8	186,12	386,31	85,51
27	SULIC Tina	SLO	9	60	190,26	6	163,23	419,49	118,69
28	DUKATOVA Jana	SVK	23	10	157,43	68	197,89	433,32	132,52

29	YERMOLOVICH Elena	BLR	15	10	247,49	10	169,29	436,78	135,98
30	KINDER Sarah	GBR	14	64	178,11	12	187,88	441,99	141,19
31	LUGINBUEHL Stefanie	SUI	4	8	247,55	12	196,19	463,74	162,94
32	STOJILOV Petra	SLO	1	4	215,52	58	203,49	481,01	180,21
33	SCHWAGER Patricia	SUI	2	56	228,96	18	221,55	524,51	223,71
34	IRASTORZA Sarai	ESP	19	156	197,49	6	166,33	525,82	225,02
35	KLINGSPOR Annica	SWE	7	266	159,63	6	215,62	647,25	346,45

□

☐
☐
☐
☐
☒
☐
☒
☐
☒
☐
☒
☐

☐
---

**Final C1 - TEAM**

RK	Name	Team	Pen.	Time	TOTAL
1	BAHMAN Christian	GER		154.94	158.94
	REMMELE Max		2		
	BENZIEN Jan		2		
2	KADERA Stanislav	CZE	4	161.19	175.19
	CHOD David		6		
	VLK Premysl		4		
3	ABJEK Drejc	SLO	2	167.42	187.42
	RUDEN Anše		12		
	BUH Anše		6		
4	KACZMAR Gregorz	POL	4	184.79	198.79
	STANISZEWSKI Dawid		8		
	WOJS Gregorz		2		
5	BURAN Vladimir	SVK	4	203.16	217.16
	WILSCH Marcel		8		
	SLAFKOVSKY Alexand		2		
6	LIPATOV Alexandr	RUS	4	181.26	245.26
	VOLODIN Vasilij		54		
	GLOUCHKOV Igor		6		
7	NERETS Ugis	LAT	6	309.34	337.34
	PERceVICS Egons		12		
	SMILGA Aivars		10		
<b>DISQ</b>	<b>Disqualifiziert</b>				
	IGNE Florian	FRA			
	PESCHIER Nicolas				
	LABARELLE Pierre				
	DEGUIL Eric				

☒
---

☐
☐
☐
☐
☒
☐
☒
☐
☒
☐
☒
☐

☐
---

**Final C2 MEN - TEAM**

RK	Name	Team	Pen.	Time	TOTAL
1	SAGET Sebastien	FRA	2	168.92	176.92
	PARADIS Julien				
	BRAUD Martin		6		
	FORGIT Cedric				
	GASPARD Remy				
	GASPARD Julien				
2	DUDZINSKI Adam	POL	8	184.15	206.15
	PIORKOWSKI Lukas				
	BOGATEK Krzysztof		6		
	WRZOSEK Dariusz				
	MICZEK Jaroslaw		8		
	SEKULA Wojciech				
3	VORA Ondrej	CZE	4	191.07	259.07
	HOPJAN Radek				
	KUBRIAN Luka#		58		
	KUBRIAN Pavel				
	BOUCKA Ladislav		6		
	MERENUS Jan				
4	BINDERT David	GER	54	193.75	305.75
	KAEFER Jakob				
	BECKER Markus				
	HENZE Stefan				
	HEIB Achim		58		
5	CAJBIDOR Jan	SVK	24	219.96	311.96
	MARCINEK Marek		14		
	HAHUT Michal				
	cKANTAR Ladislav		54		
	cKANTAR Peter				











<input type="checkbox"/>
<input type="checkbox"/>
<input type="checkbox"/>
<input type="checkbox"/>
<input checked="" type="checkbox"/>
<input type="checkbox"/>
<input checked="" type="checkbox"/>
<input type="checkbox"/>
<input checked="" type="checkbox"/>
<input type="checkbox"/>


<input type="checkbox"/>
--------------------------

**Final K1 MEN - TEAM**

RK	Name	Team	Pen.	Time	TOTAL
1	MUEHLMAN Rene WINTER Sebastjan SCHMIDT Thilo	GER		140.30	140.30
2	BILLAUT Julien MINVIELLE Loris LEFEVRE Fabien	FRA	4 4	138.95	146.95
3	LOMAS Daniel RICHARDSON Ben HOUNSLOW Richard	GBR		147.21	147.21
4	MOLMENTI Daniele PAOLINI Diego APPODIA Mateo	ITA	2  4	145.86	151.86
5	JAKA Enaut DIEZ-CANEDO Guille GONZALEZ Hector	ESP	4 2	146.32	152.32
6	MALECKI Jakub POPIS Przemislaw MEDON Piotr	POL		150.45	152.45
7	REJHA Jiri BILY Petr MIULKA Jakub	CZE		160.99	160.99
8	KAUZER Peter LAZNIK Gregor NOLIMAL Andrej	SLO	2  6	154.97	162.97
9	CIBAK Michal DAMBORSKY Miroslav CIBAK Peter	SVK	2 2 2	159.29	165.29
10	ANIKIN Serguej ILIN Grigorij BALASHOV Evgenij	RUS	4 4 2	163.32	173.32
11	NATMESSNIG Herwig EPLINGER Alexander TOROS Daniel	AUT	4 6 2	163.62	175.62
12	BELINA Jonas SCHMOCKER Stefan BRON Cedric	SUI	4 6 2	174.09	186.09
13	IcIZ Ismet MULI Dinko cARGANOVI Emir	BIH	6 4 12	172.76	194.76
14	RIBEIRO Joao BRANDAO Ricardo CERQUEIRA Edgar	POR	4 6 12	177.16	199.16
15	RIZOVSKI Kire STOJANOVSKI Dejan JOVANOVSki Ivica	MAC	12 12 12	200.46	236.46

<input checked="" type="checkbox"/>
-------------------------------------



### Final K1 WOMEN - TEAM

RK	Name	Team	Pen.	Time	TOTAL
1	SULI Tina	SLO	2	168.68	170.68
	MALI Jana				
	MOZETI Nina				
2	DANDOVA Michala	CZE		168.74	172.74
	SEMERADOVA Petra				
3	RIHOcKOVA Marie	GER	4	169.92	175.92
	KAMPS Anna				
	GEBHARDT Ines				
4	BONGARDT Jennifer	FRA	2	179.99	191.99
	BOMBOY Alice				
5	POIX Sophie	POL	2	188.92	196.92
	TORNARE Nelly				
	KOCIUBA Paulina				
	BIZUB Elizabeta				
6	CHWASTOWICZ Katarz	SVK	4	186.93	200.93
	ONDRUcKOVA Lena				
	DUKATOVA Jana				
7	OVARIKOVA Jana	GBR	8	201.43	215.43
	KINDER Sarah				
	PATRICK Michelle				
8	PENNIE Fiona	SUI	2	227.85	299.85
	SCHWAGER Patricia				
	LUGINBUEHL Stefani				
9	MUENGER Anna	ESP	10	230.88	338.88
	OTANO Jone				
	IRASTORZA Sarai				
	TOLOSA Ainhua		6		
			2		

