

FINAL RESULTS / ENDERGEBNIS
K1-WOMEN QUALIFICATION / K1-DAMEN QUALIFIKATION

AUGSBURG EISKANAL

19 Jul 2002

START TIME: 15:40 / END TIME: 16:25

Rank	Bib	Name	Nat.	1st RUN			2nd RUN			Total	Behind		
				Pen.	Time	Points Rank	Pen.	Time	Points Rank				
1	218	PLANERT Mandy	GER	0	1:39.17	99.17	1	0	1:42.56	102.56	4	201.73	0.00
2	216	KALISKA Elena	SVK	0	1:40.20	100.20	2	0	1:42.31	102.31	3	202.51	+0.78
3	217	HILGERTOVA Stepanka	CZE	2	1:40.86	102.86	3	0	1:40.21	100.21	1	203.07	+1.34
4	209	RIHOSKOVA Marie	CZE	0	1:43.70	103.70	5	2	1:39.43	101.43	2	205.13	+3.40
5	215	STACHEROVA Gabriela	SVK	0	1:45.45	105.45	7	2	1:43.92	105.92	7	211.37	+9.64
6	212	PAVELKOVA Irena	CZE	0	1:42.97	102.97	4	4	1:45.97	109.97	22	212.94	+11.21
7	205	ZAMISKOVA BROSKOVA Gabriela	SVK	0	1:46.85	106.85	8	0	1:46.50	106.50	10	213.35	+11.62
8	194	BÄR Claudia	GER	2	1:46.48	108.48	14	0	1:46.16	106.16	8	214.64	+12.91
9	195	GIAI PRON M. Cristina	ITA	0	1:48.57	108.57	15	0	1:46.47	106.47	9	215.04	+13.31
10	200	TORNARE Aline	FRA	4	1:45.47	109.47	16	0	1:45.62	105.62	6	215.09	+13.36
11	210	OBLINGER-PETERS Violetta	AUT	2	1:45.28	107.28	10	2	1:47.06	109.06	18	216.34	+14.61
12	208	PICHERY Mathilde	FRA	2	1:49.05	111.05	19	4	1:43.42	107.42	14	218.47	+16.74
13	213	BARDET Anne-Lise	FRA	4	1:47.00	111.00	18	2	1:45.82	107.82	16	218.82	+17.09
14	192	CORRIE Heather	GBR	4	1:48.32	112.32	22	2	1:45.20	107.20	13	219.52	+17.79
15	214	SADILOVA Marcela	CZE	6	1:50.26	116.26	29	0	1:43.83	103.83	5	220.09	+18.36
16	191	CHOURRAUT YURRAMENDI Maialen	ESP	2	1:48.95	110.95	17	0	1:49.52	109.52	20	220.47	+18.74
17	190	CHEN Xingai	CHN	0	1:51.90	111.90	21	0	1:50.15	110.15	23	222.05	+20.32
18	202	NI CHALLARAIN Eadaoin	IRL	6	1:50.22	116.22	28	2	1:45.00	107.00	12	223.22	+21.49
19	170	DUKATOVA Jana	SVK	2	1:45.31	107.31	11	8	1:48.04	116.04	32	223.35	+21.62
20	187	CHWASTOWICZ Katarzyna	POL	6	1:46.80	112.80	23	4	1:47.07	111.07	24	223.87	+22.14
21	189	LI Jing Jing	CHN	2	1:52.72	114.72	26	2	1:47.34	109.34	19	224.06	+22.33
22	164	STANUCH Agnieszka	POL	0	1:54.37	114.37	25	2	1:49.13	111.13	25	225.50	+23.77
23	172	HÖFER Dagmar	GER	2	1:49.26	111.26	20	4	1:50.24	114.24	30	225.50	+23.77
24	203	FARRANCE Mia	AUS	2	1:53.86	115.86	27	0	1:49.82	109.82	21	225.68	+23.95
25	193	PENNIE Fiona	GBR	10	1:48.40	118.40	37	0	1:47.65	107.65	15	226.05	+24.32
26	204	NATOLI Louise	AUS	6	1:52.39	118.39	36	2	1:46.83	108.83	17	227.22	+25.49
27	186	BLAKEMAN Laura	GBR	2	1:44.99	106.99	9	8	1:52.80	120.80	36	227.79	+26.06
28	198	KAWAGUCHI Noriyo	JPN	6	1:50.84	116.84	33	0	1:55.48	115.48	31	232.32	+30.59
29	171	REEVES Helen	GBR	4	1:43.35	107.35	12	8	1:57.96	125.96	39	233.31	+31.58
30	196	BARGIGLI Elena	ITA	6	1:56.11	122.11	38	0	1:52.42	112.42	27	234.53	+32.80
31	201	EL DESOUKI Nagwa	SUI	2	1:54.51	116.51	32	6	1:52.80	118.80	35	235.31	+33.58
32	169	GRATTO Jen	CAN	4	2:00.38	124.38	41	2	1:50.90	112.90	28	237.28	+35.55
33	188	ZHU Li Li	CHN	6	1:57.85	123.85	40	0	1:53.76	113.76	29	237.61	+35.88
34	197	NISSER Sophie	SWE	4	1:52.89	116.89	34	8	1:53.60	121.60	37	238.49	+36.76
35	184	BIZUB Malgorzata	POL	0	1:53.99	113.99	24	2	2:06.33	128.33	42	242.32	+40.59
36	181	MILLER Aleta	USA	2	1:54.33	116.33	31	8	1:58.50	126.50	40	242.83	+41.10
37	173	LARSEN Hannah	USA	2	1:55.94	117.94	35	4	2:03.82	127.82	41	245.76	+44.03
38	183	FERNANDES FERREIRA Florence	POR	4	1:58.91	122.91	39	6	1:57.26	123.26	38	246.17	+44.44
39	185	MILNE Victoria	AUS	6	1:50.29	116.29	30	8	2:04.86	132.86	44	249.15	+47.42
40	182	GIDDENS Rebecca Bennett	USA	2	1:42.60	104.60	6	50	1:44.86	154.86	50	259.46	+57.73
41	168	KALLMAN Maria	USA	2	2:06.32	128.32	43	6	2:08.35	134.35	47	262.67	+60.94
42	167	BOVDENS Sarah	CAN	6	2:05.51	131.51	45	6	2:07.91	133.91	46	265.42	+63.69
43	199	IRASTORZA AIRES Sarai	ESP	52	1:49.75	161.75	48	2	1:44.94	106.94	11	268.69	+66.96
44	179	VAN MOURIK Saskia	CAN	52	2:01.57	173.57	50	4	1:53.04	117.04	33	290.61	+88.88
45	178	UGRINOVSKA Ana	MKD	8	2:33.20	161.20	47	6	2:07.86	133.86	45	295.06	+93.33
46	175	FEREKIDI Maria	GRE	6	2:34.14	160.14	46	8	2:09.42	137.42	49	297.56	+95.83
47	207	APEL Jenny	GER	52	2:14.35	186.35	51	2	1:49.54	111.54	26	297.89	+96.16
48	177	JULL Heather	NZL	4	2:01.28	125.28	42	56	1:58.67	174.67	51	299.95	+98.22
49	211	PONCET Anne-Line	FRA	2	1:46.30	108.30	13	56	2:26.85	202.85	54	311.15	+109.42

FINAL RESULTS / ENDERGEBNIS
K1-WOMEN QUALIFICATION / K1-DAMEN QUALIFIKATION

AUGSBURG EISKANAL

19 Jul 2002

START TIME: 15:40 / END TIME: 16:25

Rank	Bib	Name	Nat.	1st RUN			Rank	2nd RUN			Total	Behind	
				Pen.	Time	Points		Pen.	Time	Points			
50	174	PEROVA Alexandra	RUS	10	1:59.65	129.65	44	64	2:03.89	187.89	52	317.54	+115.81
51	180	WHARTON Susan	AUS	102	1:46.70	208.70	52	6	1:52.10	118.10	34	326.80	+125.07
52	161	TEZIKOVA Elena	RUS	58	2:34.34	212.34	53	8	2:07.90	135.90	48	348.24	+146.51
53	165	KOKATSU Momoko	JPN	110	2:03.78	233.78	54	10	2:00.09	130.09	43	363.87	+162.14
54	162	KOZAKI Despoina	GRE	54	1:57.03	171.03	49	54	2:24.86	198.86	53	369.89	+168.16
DNS	160	SHEVCHUK Liliya	UKR										
DNS	163	ZANUDA Valentyna	UKR										
DNS	176	BUTENKO Maryna	UKR										

LEGEND / LEGENDE

Nat. Nation **Pen.** Penalties

FINAL RESULTS / ENDERGEBNIS
C1-MEN QUALIFICATION / C1-HERREN QUALIFIKATION

AUGSBURG EISKANAL

19 Jul 2002

START TIME: 16:30 / END TIME: 17:15

Rank	Bib	Name	Nat.	1st RUN			2nd RUN			Total	Behind		
				Pen.	Time	Points Rank	Pen.	Time	Points Rank				
1	284	MARTIKAN Michal	SVK	0	1:34.78	94.78	3	0	1:34.33	94.33	1	189.11	0.00
2	261	JEZEK Stanislav	CZE	0	1:34.14	94.14	1	0	1:36.56	96.56	8	190.70	+1.59
3	280	ESTANGUET Tony	FRA	0	1:36.07	96.07	9	2	1:33.51	95.51	5	191.58	+2.47
4	247	MCINTOSH Stuart	GBR	0	1:34.51	94.51	2	0	1:37.21	97.21	12	191.72	+2.61
5	282	MINCIK Juraj	SVK	0	1:35.45	95.45	6	0	1:36.28	96.28	6	191.73	+2.62
6	269	OVCARIK Dusan	SVK	0	1:36.53	96.53	10	0	1:35.42	95.42	4	191.95	+2.84
7	279	BRUGVIN Emmanuel	FRA	2	1:35.07	97.07	12	2	1:32.97	94.97	3	192.04	+2.93
8	266	BIERYT Krzysztof	POL	0	1:35.95	95.95	8	0	1:37.27	97.27	13	193.22	+4.11
9	283	PFANNMÖLLER Stefan	GER	0	1:35.31	95.31	5	2	1:36.12	98.12	16	193.43	+4.32
10	276	HOCEVAR Simon	SLO	0	1:38.25	98.25	=15	0	1:36.29	96.29	7	194.54	+5.43
11	268	WIECZOREK Mariusz	POL	0	1:34.94	94.94	4	4	1:35.76	99.76	20	194.70	+5.59
12	277	PINKAVA Ondrej	CZE	0	1:38.25	98.25	=15	0	1:36.67	96.67	=9	194.92	+5.81
13	263	MASEK Jan	CZE	0	1:37.94	97.94	13	0	1:37.14	97.14	11	195.08	+5.97
14	275	ESTANGUET Patrice	FRA	2	1:38.73	100.73	28	0	1:34.58	94.58	2	195.31	+6.20
15	262	SANGRA GIBERT Jordi	ESP	0	1:39.14	99.14	18	0	1:36.67	96.67	=9	195.81	+6.70
16	281	BELL Robin	AUS	0	1:35.81	95.81	7	2	1:38.50	100.50	25	196.31	+7.20
17	278	BENZIEN Jan	GER	0	1:36.75	96.75	11	2	1:38.31	100.31	23	197.06	+7.95
18	260	DEGUIL Eric	FRA	0	1:39.78	99.78	21	0	1:37.88	97.88	15	197.66	+8.55
19	272	STEVANOVIC Dejan	SLO	2	1:38.23	100.23	23	2	1:35.81	97.81	14	198.04	+8.93
20	264	BETTGE Nico	GER	0	1:40.18	100.18	22	0	1:38.33	98.33	18	198.51	+9.40
21	271	DUERRENMATT Ronnie	SUI	2	1:37.48	99.48	20	4	1:36.79	100.79	26	200.27	+11.16
22	257	WOJS Grzegorz	POL	2	1:39.54	101.54	30	0	1:38.76	98.76	19	200.30	+11.19
23	248	BOOCOCK Justin	AUS	0	1:40.54	100.54	25	2	1:37.97	99.97	21	200.51	+11.40
24	267	MALEY Kynan	AUS	0	1:39.43	99.43	19	2	1:39.18	101.18	27	200.61	+11.50
25	233	VLK Premysl	CZE	0	1:38.30	98.30	17	2	1:41.71	103.71	32	202.01	+12.90
26	265	CARTWRIGHT James	CAN	0	1:40.93	100.93	29	4	1:37.58	101.58	28	202.51	+13.40
27	258	CRANE Austin	USA	2	1:40.50	102.50	32	0	1:40.07	100.07	22	202.57	+13.46
28	244	SLAFKOVSKY Alexander	SVK	2	1:36.24	98.24	14	6	1:39.54	105.54	37	203.78	+14.67
29	270	KORENJAK Jurij	SLO	2	1:38.62	100.62	27	2	1:41.84	103.84	33	204.46	+15.35
30	253	MUJCINOVIC Emir	CRO	0	1:40.59	100.59	26	2	1:42.59	104.59	36	205.18	+16.07
31	273	ERGUIN BOLIBAR Jon	ESP	2	1:39.94	101.94	31	4	1:39.96	103.96	34	205.90	+16.79
32	234	ZAKRAJSEK Jost	SLO	4	1:41.62	105.62	36	0	1:42.00	102.00	29	207.62	+18.51
33	224	PETRY Cassio	BRA	2	1:43.59	105.59	35	0	1:43.11	103.11	31	208.70	+19.59
34	254	BOYD Adam	USA	4	1:42.45	106.45	39	2	1:40.60	102.60	30	209.05	+19.94
35	252	GODDARD Daniel	GBR	6	1:41.57	107.57	41	0	1:44.47	104.47	35	212.04	+22.93
36	225	GOLOVACHENKO Denis	BLR	0	1:42.69	102.69	33	2	1:47.97	109.97	40	212.66	+23.55
37	243	BONDAR Alexandr	RUS	0	1:45.96	105.96	37	2	1:45.61	107.61	38	213.57	+24.46
38	256	FLORENCE David	GBR	0	1:40.32	100.32	24	2	1:52.65	114.65	46	214.97	+25.86
39	232	ENNIS Chris	USA	4	1:40.40	104.40	34	8	1:42.58	110.58	42	214.98	+25.87
40	255	TURNER Robert	GBR	2	1:53.34	115.34	47	4	1:36.42	100.42	24	215.76	+26.65
41	249	BIZ Luca	ITA	2	1:45.05	107.05	40	6	1:44.61	110.61	43	217.66	+28.55
42	240	MOCHIDA Masanari	JPN	4	1:47.56	111.56	44	2	1:46.69	108.69	39	220.25	+31.14
43	251	ROBERTS Hew	AUS	6	1:42.30	108.30	42	8	1:44.71	112.71	45	221.01	+31.90
44	246	MAI Jianmin	CHN	4	1:47.82	111.82	46	2	1:48.19	110.19	41	222.01	+32.90
45	250	DAVIS Sam	USA	2	1:44.43	106.43	38	2	1:55.92	117.92	48	224.35	+35.24
46	235	VOLODIN Vasilij	RUS	2	1:47.55	109.55	43	8	1:52.05	120.05	51	229.60	+40.49
47	245	YAGI Naoki	JPN	8	1:51.47	119.47	48	4	1:53.99	117.99	49	237.46	+48.35
48	241	KAUFMANN Sören	GER	50	1:37.05	147.05	51	2	1:36.32	98.32	17	245.37	+56.26
49	238	HEWIT Thomas	CAN	12	1:53.76	125.76	49	4	1:56.11	120.11	52	245.87	+56.76

FINAL RESULTS / ENDERGEBNIS
C1-MEN QUALIFICATION / C1-HERREN QUALIFIKATION

AUGSBURG EISKANAL

19 Jul 2002

START TIME: 16:30 / END TIME: 17:15

Rank	Bib	Name	Nat.	1st RUN			Rank	2nd RUN			Total	Behind	
				Pen.	Time	Points		Pen.	Time	Points			Rank
50	229	TSAKMAKIS Christos	GRE	8	2:02.40	130.40	50	2	1:56.97	118.97	50	249.37	+60.26
51	239	VAROTTO Mattia	ITA	0	1:51.78	111.78	45	50	1:44.23	154.23	53	266.01	+76.90
52	237	PAPAZOV Robert	MKD	50	1:55.55	165.55	52	6	1:50.81	116.81	47	282.36	+93.25
53	242	FAKHRETDINOV Marat	RUS	152		DNF		6	1:46.44	112.44	44		
DNS	227	MISIYUK Igor	UKR										
DNS	228	BONDAR Vitaliy	UKR										
DNS	230	MELNYK Oleksiy	UKR										
DNS	231	HRYHOYEV Oleh	UKR										

LEGEND / LEGENDE

Nat. Nation **Pen.** Penalties

FINAL RESULTS / ENDERGEBNIS
C2-MEN QUALIFICATION / C2-HERREN QUALIFIKATION

AUGSBURG EISKANAL

19 Jul 2002

START TIME: 10:50 / END TIME: 11:15

Rank	Bib	Name	Nat.	1st RUN			2nd RUN			Total	Behind		
				Pen.	Time	Points Rank	Pen.	Time	Points Rank				
1	26	VOLF Jaroslav / STEPANEK Ondrej	CZE	0	1:41.75	101.75	1	0	1:41.08	101.08	2	202.83	0.00
2	33	EHRENBERG Andre / SENFT Michael	GER	4	1:43.20	107.20	13	0	1:38.66	98.66	1	205.86	+3.03
3	34	POSPISIL Jaroslav / POLLERT Jaroslav	CZE	2	1:42.77	104.77	8	2	1:40.49	102.49	4	207.26	+4.43
4	22	HRIC Pavol / VAJS Roman	SVK	0	1:43.55	103.55	3	2	1:41.76	103.76	8	207.31	+4.48
5	29	FOUQUET Nathanael / LAUVERGNE Alexandre	FRA	0	1:43.59	103.59	4	0	1:43.98	103.98	9	207.57	+4.74
6	11	BOWMAN Stuart / SMITH Nick	GBR	4	1:42.66	106.66	12	4	1:38.56	102.56	5	209.22	+6.39
7	28	QUEMERAIS Philippe / LE PENNEC Yann	FRA	0	1:42.29	102.29	2	6	1:41.12	107.12	15	209.41	+6.58
8	5	TAYLOR Matt / JACOBI Joe	USA	4	1:43.46	107.46	14	0	1:42.20	102.20	3	209.66	+6.83
9	19	SOSKA Lubos / SOSKA Peter	SVK	0	1:43.75	103.75	5	4	1:42.96	106.96	13	210.71	+7.88
10	24	BRAUD Martin / FORGIT Cedric	FRA	0	1:43.84	103.84	6	2	1:45.15	107.15	16	210.99	+8.16
11	31	KUBAN Milan / OLEJNIK Marian	SVK	2	1:45.79	107.79	15	2	1:41.31	103.31	7	211.10	+8.27
12	30	WALTER Kai / HENZE Frank	GER	2	1:42.02	104.02	7	4	1:43.29	107.29	17	211.31	+8.48
13	36	WOJS Andrzej / MORDARSKI Slawomir	POL	6	1:40.47	106.47	11	4	1:41.71	105.71	10	212.18	+9.35
14	32	JIRAS Marek / MADER Tomas	CZE	0	1:45.78	105.78	10	2	1:44.72	106.72	12	212.50	+9.67
15	21	MASOERO Eric / BENETTI Andrea	ITA	4	1:45.42	109.42	18	0	1:43.13	103.13	6	212.55	+9.72
16	35	HOCHSCHORNER Pavol / HOCHSCHORNER Peter	SVK	6	1:42.25	108.25	16	6	1:42.35	108.35	19	216.60	+13.77
17	25	SIMON Kay / SIMON Robby	GER	6	1:44.23	110.23	19	2	1:45.03	107.03	14	217.26	+14.43
18	23	VLADAR Daniel / VLADAR Marek	CZE	2	1:47.16	109.16	17	2	1:47.03	109.03	21	218.19	+15.36
19	27	LUQUET Christophe / LUQUET Pierre	FRA	4	1:41.70	105.70	9	4	1:52.69	116.69	25	222.39	+19.56
20	12	BURT Alex / NICOLL Andy	GBR	6	1:46.68	112.68	21	2	1:49.07	111.07	22	223.75	+20.92
21	20	BABCOCK Frank / LARIMER Jeff	USA	6	1:52.38	118.38	26	0	1:48.06	108.06	18	226.44	+23.61
22	7	RODEN James / RODEN Andrew	GBR	2	1:51.13	113.13	24	4	1:50.36	114.36	23	227.49	+24.66
23	10	WRZOSEK Dariusz / KRUCZEK Bartlomiej	POL	6	1:55.71	121.71	27	0	1:45.98	105.98	11	227.69	+24.86
24	16	MICZEK Jaroslav / SEKULA Wojciech	POL	2	1:50.82	112.82	22	6	1:49.73	115.73	24	228.55	+25.72
25	9	GREEN Phil / GREEN Steve	GBR	6	1:46.94	112.94	23	8	1:48.94	116.94	26	229.88	+27.05
26	14	CHEN Fubin / YANG Shuwei	CHN	4	1:50.64	114.64	25	6	1:56.64	122.64	29	237.28	+34.45
27	18	SWOBODA Kai / FARRANCE Andrew	AUS	4	1:48.33	112.33	20	8	2:00.16	128.16	30	240.49	+37.66
28	13	WANG Zai / TIAN Qing	CHN	6	2:06.91	132.91	28	6	1:52.95	118.95	28	251.86	+49.03
29	17	HEPP David / McCLESKY Scott	USA	56	1:49.10	165.10	30	4	1:44.88	108.88	20	273.98	+71.15
30	6	MÖLLER Karsten / SCHERZER Enrico	GER	50	1:50.44	160.44	29	6	1:52.85	118.85	27	279.29	+76.46
DNS	8	SARNA Pawel / POCHWALA Marcin	POL										

LEGEND / LEGENDE

Nat. Nation **Pen.** Penalties

FINAL RESULTS / ENDERGEBNIS
K1-MEN QUALIFICATION / K1-HERREN QUALIFIKATION

AUGSBURG EISKANAL

19 Jul 2002

START TIME: 11:20 / END TIME: 12:37

Rank	Bib	Name	Nat.	1st RUN			2nd RUN			Total	Behind		
				Pen.	Time	Points Rank	Pen.	Time	Points Rank				
1	152	SCHMIDT Thomas	GER	2	1:31.74	93.74	6	0	1:31.40	91.40	1	185.14	0.00
2	76	RAAB Ondrej	CZE	0	1:32.31	92.31	2	0	1:34.21	94.21	=8	186.52	+1.38
3	104	PARSONS Scott	USA	0	1:33.82	93.82	7	0	1:33.32	93.32	3	187.14	+2.00
4	150	FORD David	CAN	0	1:32.87	92.87	3	0	1:34.46	94.46	12	187.33	+2.19
5	107	WALSH Campbell	GBR	0	1:32.22	92.22	1	4	1:31.50	95.50	19	187.72	+2.58
6	146	CIBAK Peter	SVK	2	1:32.22	94.22	10	0	1:33.98	93.98	7	188.20	+3.06
7	147	KURT Michael	SUI	0	1:34.64	94.64	11	2	1:32.21	94.21	=8	188.85	+3.71
8	148	LEFEVRE Fabien	FRA	4	1:32.10	96.10	19	0	1:33.59	93.59	5	189.69	+4.55
9	111	FERRAZZI Pierpaolo	ITA	0	1:35.72	95.72	17	0	1:34.37	94.37	10	190.09	+4.95
10	110	MONIER Thomas	FRA	2	1:34.41	96.41	21	0	1:33.90	93.90	6	190.31	+5.17
11	112	BROWN Anthony	GBR	2	1:35.38	97.38	=24	0	1:33.04	93.04	2	190.42	+5.28
12	75	RÖTHENMUND Mathias	SUI	0	1:35.35	95.35	16	2	1:33.10	95.10	16	190.45	+5.31
13	139	PESCHIER Benoit	FRA	0	1:33.19	93.19	4	2	1:35.27	97.27	30	190.46	+5.32
14	137	BRAAT Floris	NED	0	1:34.19	94.19	9	0	1:36.65	96.65	26	190.84	+5.70
15	151	OBLINGER Helmut	AUT	2	1:32.15	94.15	8	4	1:32.86	96.86	27	191.01	+5.87
16	149	KRALJ Dejan	SLO	0	1:34.79	94.79	13	2	1:34.34	96.34	25	191.13	+5.99
17	74	DÖRFLER Fabian	GER	0	1:35.21	95.21	=14	2	1:34.24	96.24	22	191.45	+6.31
18	73	MRAZ Tomas	SVK	0	1:33.58	93.58	5	2	1:36.53	98.53	39	192.11	+6.97
19	140	SUCHANEK Claus	GER	2	1:35.88	97.88	31	2	1:32.77	94.77	13	192.65	+7.51
20	91	ARAKAMA MENDIOLA Esteban	ESP	0	1:34.72	94.72	12	4	1:34.38	98.38	36	193.10	+7.96
21	123	HELLBERG Marten	SWE	4	1:33.60	97.60	28	0	1:35.54	95.54	20	193.14	+8.00
22	133	HOLROYD Mike	CAN	2	1:35.38	97.38	=24	0	1:36.27	96.27	=23	193.65	+8.51
23	105	OROKOCKY Rado	SVK	2	1:37.22	99.22	42	0	1:34.79	94.79	14	194.01	+8.87
24	90	PALLUD Renaud	FRA	0	1:36.08	96.08	18	0	1:38.01	98.01	34	194.09	+8.95
25	127	MOSIMANN Beat	SUI	0	1:38.05	98.05	32	2	1:34.27	96.27	=23	194.32	+9.18
26	124	JOANMARTI SANTIAGO Carlos	ESP	0	1:35.21	95.21	=14	4	1:35.71	99.71	51	194.92	+9.78
27	103	COSTA Luca	ITA	2	1:35.50	97.50	27	2	1:35.83	97.83	32	195.33	+10.19
28	117	SAJBIDOR Jan	SVK	8	1:34.14	102.14	55	0	1:33.56	93.56	4	195.70	+10.56
29	142	GLUCKS Andrej	CRO	2	1:35.06	97.06	23	0	1:38.67	98.67	42	195.73	+10.59
30	143	KUDER Ales	SLO	2	1:35.49	97.49	26	0	1:38.42	98.42	37	195.91	+10.77
31	144	BECKER Thomas	GER	4	1:36.51	100.51	45	0	1:35.62	95.62	21	196.13	+10.99
32	72	PISVEJC Ivan	CZE	8	1:33.77	101.77	51	2	1:32.41	94.41	11	196.18	+11.04
33	145	KOBES Tomas	CZE	2	1:35.68	97.68	29	2	1:36.54	98.54	40	196.22	+11.08
34	119	MOSIMANN Thomas	SUI	0	1:37.77	97.77	30	0	1:39.18	99.18	48	196.95	+11.81
35	78	VISSEUR Venceslas	BEL	0	1:36.33	96.33	20	2	1:38.95	100.95	58	197.28	+12.14
36	134	HEYL Brett	USA	2	1:36.69	98.69	36	2	1:36.82	98.82	=43	197.51	+12.37
37	89	GIDDENS Eric	USA	2	1:38.33	100.33	44	0	1:37.23	97.23	29	197.56	+12.42
38	126	RHEINISCH Eoin	IRL	2	1:37.10	99.10	41	2	1:36.46	98.46	38	197.56	+12.42
39	129	RHEINISCH Aidan	IRL	0	1:38.76	98.76	=37	2	1:36.82	98.82	=43	197.58	+12.44
40	71	CIPRESS Stefano	ITA	2	1:40.71	102.71	58	0	1:35.08	95.08	15	197.79	+12.65
41	58	JIVODROV Stanislav	RUS	2	1:36.76	98.76	=37	2	1:37.06	99.06	46	197.82	+12.68
42	102	KODELJA Vros	SLO	4	1:36.16	100.16	43	0	1:37.85	97.85	33	198.01	+12.87
43	46	TERDIC Miha	SLO	4	1:39.09	103.09	59	0	1:35.13	95.13	17	198.22	+13.08
44	109	PRSKAVEC Jiri	CZE	6	1:37.93	103.93	60	0	1:35.42	95.42	18	199.35	+14.21
45	49	SELBACH Gustavo	BRA	0	1:39.04	99.04	=39	2	1:38.68	100.68	56	199.72	+14.58
46	125	CAFFREY Neil	IRL	4	1:36.60	100.60	46	0	1:39.42	99.42	49	200.02	+14.88
47	48	KRIESINGER Ingo	LUX	2	1:36.55	98.55	35	2	1:39.51	101.51	59	200.06	+14.92
48	116	DAVIS Nathan	CAN	2	1:40.63	102.63	57	0	1:37.45	97.45	31	200.08	+14.94
49	64	MEDON Piotr	POL	4	1:37.64	101.64	50	0	1:38.56	98.56	41	200.20	+15.06

FINAL RESULTS / ENDERGEBNIS
K1-MEN QUALIFICATION / K1-HERREN QUALIFIKATION

AUGSBURG EISKANAL

19 Jul 2002

START TIME: 11:20 / END TIME: 12:37

Rank	Bib	Name	Nat.	1st RUN			2nd RUN			Total	Behind		
				Pen.	Time	Points Rank	Pen.	Time	Points Rank				
50	128	NATMESSNIG Herwig	AUT	2	1:39.14	101.14	48	0	1:39.47	99.47	50	200.61	+15.47
51	63	KASIMOV Anatolij	RUS	4	1:39.97	103.97	61	2	1:34.87	96.87	28	200.84	+15.70
52	98	EPLINGER Alexander	AUT	0	1:38.16	98.16	33	2	1:40.85	102.85	64	201.01	+15.87
53	122	ZABALETA MUNDUATE Urko	ESP	2	1:37.04	99.04	=39	2	1:40.29	102.29	63	201.33	+16.19
54	130	BACKHOUSE David	NED	4	1:37.12	101.12	47	2	1:38.86	100.86	57	201.98	+16.84
55	88	HUDETZ Harald	AUT	2	1:39.99	101.99	54	0	1:40.01	100.01	53	202.00	+16.86
56	132	PONTAROLLO Matteo	ITA	2	1:36.38	98.38	34	4	1:37.65	101.65	60	202.03	+16.89
57	93	BENEMARK Ola	SWE	6	1:39.86	105.86	67	0	1:38.99	98.99	45	204.85	+19.71
58	87	CHABAKIN Mikhail	RUS	6	1:39.22	105.22	66	2	1:37.74	99.74	52	204.96	+19.82
59	113	TAKAGI Nobihisa	JPN	0	1:41.55	101.55	49	0	1:43.63	103.63	68	205.18	+20.04
60	106	DRAPER Warwick	AUS	6	1:35.82	101.82	52	2	1:41.45	103.45	66	205.27	+20.13
61	47	STOTT Etienne	GBR	10	1:37.21	107.21	69	0	1:39.12	99.12	47	206.33	+21.19
62	92	GOLOVACHENKO Sergey	BLR	2	1:39.89	101.89	53	6	1:39.58	105.58	73	207.47	+22.33
63	79	NIKOLOVSKI Atanas	MKD	6	1:38.53	104.53	65	4	1:39.91	103.91	69	208.44	+23.30
64	141	WILKIE John	AUS	6	1:36.56	102.56	56	10	1:37.24	107.24	75	209.80	+24.66
65	68	SATO Shumpei	JPN	10	1:43.01	113.01	77	0	1:38.03	98.03	35	211.04	+25.90
66	80	MCINTOSH Cameron	RSA	2	1:42.31	104.31	64	4	1:42.94	106.94	74	211.25	+26.11
67	70	LEVESQUE Pierre	CAN	2	1:47.81	109.81	73	2	1:39.86	101.86	61	211.67	+26.53
68	57	SARGANOVIC Emir	BIH	4	1:45.09	109.09	72	2	1:40.90	102.90	65	211.99	+26.85
69	83	AGUENKO Mikhail	RUS	8	1:42.21	110.21	74	6	1:38.79	104.79	72	215.00	+29.86
70	120	KING Anton	AUS	4	1:40.04	104.04	62	6	1:46.01	112.01	79	216.05	+30.91
71	136	MILNE Lachlan	AUS	4	1:49.97	113.97	78	8	1:34.17	102.17	62	216.14	+31.00
72	99	SYRJÄLÄINEN Petri	FIN	6	1:41.72	107.72	70	4	1:45.82	109.82	77	217.54	+32.40
73	65	LAUDER Bradley	NZL	8	1:42.94	110.94	75	4	1:43.56	107.56	76	218.50	+33.36
74	96	DOVNAR Ruslan	BLR	4	1:48.59	112.59	76	2	1:47.88	109.88	78	222.47	+37.33
75	114	MEEHAN Jared	NZL	6	1:57.87	123.87	81	2	1:38.19	100.19	54	224.06	+38.92
76	135	OULD Sam	NED	2	2:02.95	124.95	82	6	1:34.38	100.38	55	225.33	+40.19
77	97	LIDSTROEM Bo-Marcus	SWE	8	1:55.53	123.53	80	2	1:42.63	104.63	71	228.16	+43.02
78	67	NACEV Sasko	MKD	2	1:46.44	108.44	71	4	2:00.75	124.75	83	233.19	+48.05
79	94	NIKOLOPOULOS Alexandros	GRE	8	1:54.30	122.30	79	8	1:50.36	118.36	81	240.66	+55.52
80	101	BEAKES Jason	USA	0	1:36.44	96.44	22	50	1:35.73	145.73	84	242.17	+57.03
81	115	DUJMIC Boris	CRO	6	1:38.12	104.12	63	54	1:37.50	151.50	85	255.62	+70.48
82	86	WALKLEY Ben	NZL	52	1:45.65	157.65	86	2	1:41.59	103.59	67	261.24	+76.10
83	77	AHLMARK Erik	SWE	2	1:44.03	106.03	68	52	1:43.34	155.34	86	261.37	+76.23
84	69	THOMSON Dylan	NZL	62	1:45.67	167.67	88	4	1:40.48	104.48	70	272.15	+87.01
85	95	VARIS Kalle	FIN	52	1:51.85	163.85	87	2	1:59.13	121.13	82	284.98	+99.84
86	121	ANDO Taro	JPN	54	1:40.82	154.82	85	58	1:39.53	157.53	87	312.35	+127.21
87	55	DIMITRIOU Alexandros	GRE	110	1:48.50	218.50	89	0	1:56.82	116.82	80	335.32	+150.18
88	82	POLITAKIS Georgios	GRE	8	2:18.75	146.75	84	58	2:58.60	236.60	89	383.35	+198.21
89	59	FROLIK Martin	GRE	10	2:09.36	139.36	83	52	3:48.95	280.95	90	420.31	+235.17
90	54	PETKEVICH Mihail	BLR	106	2:37.93	263.93	90	56	2:13.69	189.69	88	453.62	+268.48
DNS	56	ZINOVYEV Yuriy	UKR										
DNS	60	BURYAK Volodymyr	UKR										
DNS	61	POLACZYK Grzegorz	POL										
DNS	66	MARTYNYUK Ilyya	UKR										
DNS	81	PROKOPENKO Dmytro	UKR										
DNS	84	PRUSAK Piotr	POL										
DNS	100	BUCKLEY Neil	GBR										
DNS	118	MULIC Dinko	BIH										

FINAL RESULTS / ENDERGEBNIS
K1-MEN QUALIFICATION / K1-HERREN QUALIFIKATION

AUGSBURG EISKANAL

19 Jul 2002

START TIME: 11:20 / END TIME: 12:37

LEGEND / LEGENDE

Nat. Nation **Pen.** Penalties

Text

FINAL RESULTS / ENDGERGEBNIS**K1-WOMEN FINALS / K1-DAMEN FINALE****AUGSBURG EISKANAL****21 Jul 2002****START TIME: 14:15 / END TIME: 14:34**

Rank	Bib	Name	Nat.	Semifinal			Final			Total	Behind		
				Pen.	Time	Points Rank	Pen.	Time	Points Rank				
1	212	PAVELKOVA Irena	CZE	0	1:41.68	101.68	7	0	1:38.88	98.88	1	200.56	0.00
2	216	KALISKA Elena	SVK	0	1:40.49	100.49	5	0	1:40.50	100.50	2	200.99	+0.43
3	218	PLANERT Mandy	GER	0	1:40.26	100.26	3	0	1:40.84	100.84	3	201.10	+0.54
4	215	STACHEROVA Gabriela	SVK	0	1:38.47	98.47	1	2	1:42.79	104.79	6	203.26	+2.70
5	217	HILGERTOVA Stepanka	CZE	0	1:40.41	100.41	4	0	1:43.30	103.30	4	203.71	+3.15
6	182	GIDDENS Rebecca Bennett	USA	0	1:39.30	99.30	2	8	1:40.11	108.11	7	207.41	+6.85
7	195	GIAI PRON M. Cristina	ITA	0	1:44.79	104.79	8	2	1:42.14	104.14	5	208.93	+8.37
8	171	REEVES Helen	GBR	0	1:41.59	101.59	6	4	1:45.74	109.74	10	211.33	+10.77
9	170	DUKATOVA Jana	SVK	4	1:41.06	105.06	10	6	1:43.05	109.05	8	214.11	+13.55
10	208	PICHERY Mathilde	FRA	0	1:44.98	104.98	9	2	1:47.38	109.38	9	214.36	+13.80
11	213	BARDET Anne-Lise	FRA	4	1:41.21	105.21	11						
12	205	ZAMISKOVA BROSKOVA Gabriela	SVK	2	1:44.45	106.45	12						
13	210	OBLINGER-PETERS Violetta	AUT	4	1:42.73	106.73	13						
14	191	CHOURRAUT YURRAMENDI Maialen	ESP	4	1:43.19	107.19	14						
15	202	NI CHALLARAIN Eadaoin	IRL	4	1:44.67	108.67	15						
16	187	CHWASTOWICZ Katarzyna	POL	2	1:46.92	108.92	16						
17	214	SADILOVA Marcela	CZE	2	1:47.25	109.25	17						
18	197	NISSEER Sophie	SWE	2	1:48.80	110.80	18						
19	201	EL DESOUKI Nagwa	SUI	4	1:47.10	111.10	19						
20	200	TORNARE Aline	FRA	6	1:45.50	111.50	20						
21	186	BLAKEMAN Laura	GBR	2	1:50.20	112.20	21						
22	190	CHEN Xingai	CHN	2	1:50.46	112.46	22						
23	193	PENNIE Fiona	GBR	8	1:45.89	113.89	23						
24	164	STANUCH Agnieszka	POL	2	1:52.18	114.18	24						
25	203	FARRANCE Mia	AUS	6	1:49.27	115.27	25						
26	204	NATOLI Louise	AUS	4	1:51.95	115.95	26						
27	188	ZHU Li Li	CHN	2	1:53.98	115.98	27						
28	172	HÖFER Dagmar	GER	6	1:51.79	117.79	28						
29	209	RIHOSKOVA Marie	CZE	8	1:50.56	118.56	29						
30	192	CORRIE Heather	GBR	4	1:56.44	120.44	30						
31	183	FERNANDES FERREIRA Florence	POR	2	1:59.65	121.65	31						
32	184	BIZUB Malgorzata	POL	8	1:55.30	123.30	32						
33	181	MILLER Aleta	USA	2	2:01.50	123.50	33						
34	196	BARGIGLI Elena	ITA	6	2:00.98	126.98	34						
35	198	KAWAGUCHI Noriyo	JPN	4	2:03.93	127.93	35						
36	185	MILNE Victoria	AUS	4	2:03.96	127.96	36						
37	173	LARSEN Hannah	USA	8	2:00.05	128.05	37						
38	169	GRATTO Jen	CAN	8	2:06.69	134.69	38						
39	194	BÄR Claudia	GER	52	1:49.38	161.38	39						
40	189	LI Jing Jing	CHN	52	1:51.24	163.24	40						

Qualification**Points Rank**

41	168	KALLMAN Maria	USA	262.67	41
42	167	BOVDENS Sarah	CAN	265.42	42
43	199	IRASTORZA AIRES Sarai	ESP	268.69	43
44	179	VAN MOURIK Saskia	CAN	290.61	44
45	178	UGRINOVSKA Ana	MKD	295.06	45

FINAL RESULTS / ENDGERGEBNIS
K1-WOMEN FINALS / K1-DAMEN FINALE

AUGSBURG EISKANAL

21 Jul 2002

START TIME: 14:15 / END TIME: 14:34

				Qualification	
				Points	Rank
46	175	FEREKIDI Maria	GRE	297.56	46
47	207	APEL Jenny	GER	297.89	47
48	177	JULL Heather	NZL	299.95	48
49	211	PONCET Anne-Line	FRA	311.15	49
50	174	PEROVA Alexandra	RUS	317.54	50
51	180	WHARTON Susan	AUS	326.80	51
52	161	TEZIKOVA Elena	RUS	348.24	52
53	165	KOKATSU Momoko	JPN	363.87	53
54	162	KOZAKI Despoina	GRE	369.89	54

LEGEND / LEGENDE

Nat. Nation **Pen.** Penalties

FINAL RESULTS / ENDGERGEBNIS**C1-MEN FINALS / C1-HERREN FINALE****AUGSBURG EISKANAL****21 Jul 2002****START TIME: 14:41 / END TIME: 15:00**

Rank	Bib	Name	Nat.	Semifinal			Final			Total	Behind		
				Pen.	Time	Points Rank	Pen.	Time	Points Rank				
1	264	BETTGE Nico	GER	0	1:34.50	94.50	4	0	1:33.61	93.61	2	188.11	0.00
2	283	PFANNMÖLLER Stefan	GER	2	1:33.51	95.51	7	0	1:34.24	94.24	3	189.75	+1.64
3	284	MARTIKAN Michal	SVK	2	1:35.06	97.06	9	0	1:33.54	93.54	1	190.60	+2.49
4	282	MINCIK Juraj	SVK	0	1:34.25	94.25	2	0	1:36.94	96.94	6	191.19	+3.08
5	268	WIECZOREK Mariusz	POL	2	1:33.24	95.24	6	2	1:34.09	96.09	5	191.33	+3.22
6	276	HOCEVAR Simon	SLO	0	1:36.12	96.12	8	0	1:35.30	95.30	4	191.42	+3.31
7	248	BOOCOCK Justin	AUS	0	1:34.03	94.03	1	4	1:35.31	99.31	8	193.34	+5.23
8	247	MCINTOSH Stuart	GBR	2	1:32.82	94.82	5	0	1:37.00	97.00	7	193.82	+5.71
9	262	SANGRA GIBERT Jordi	ESP	0	1:34.41	94.41	3	2	1:38.09	100.09	9	194.50	+6.39
10	263	MASEK Jan	CZE	0	1:37.12	97.12	10	4	1:36.14	100.14	10	197.26	+9.15
11	280	ESTANGUET Tony	FRA	4	1:33.24	97.24	11						
12	261	JEZEK Stanislav	CZE	2	1:35.71	97.71	12						
13	269	OVCARIK Dusan	SVK	2	1:36.04	98.04	13						
14	278	BENZIEN Jan	GER	0	1:38.20	98.20	14						
15	244	SLAFKOVSKY Alexander	SVK	2	1:36.31	98.31	15						
16	281	BELL Robin	AUS	4	1:35.66	99.66	16						
17	270	KORENJAK Jurij	SLO	0	1:40.24	100.24	17						
18	255	TURNER Robert	GBR	2	1:38.46	100.46	18						
19	257	WOJS Grzegorz	POL	4	1:36.91	100.91	19						
20	260	DEGUIL Eric	FRA	2	1:38.98	100.98	20						
21	279	BRUGVIN Emmanuel	FRA	6	1:36.09	102.09	21						
22	271	DUERRENMATT Ronnie	SUI	2	1:40.33	102.33	22						
23	272	STEVANOVIC Dejan	SLO	6	1:36.48	102.48	23						
24	266	BIERYT Krzysztof	POL	6	1:37.29	103.29	24						
25	252	GODDARD Daniel	GBR	2	1:41.57	103.57	25						
26	265	CARTWRIGHT James	CAN	4	1:39.76	103.76	26						
27	275	ESTANGUET Patrice	FRA	0	1:44.13	104.13	27						
28	277	PINKAVA Ondrej	CZE	4	1:40.38	104.38	28						
29	243	BONDAR Alexandr	RUS	2	1:42.48	104.48	29						
30	258	CRANE Austin	USA	4	1:40.54	104.54	30						
31	267	MALEY Kynan	AUS	4	1:40.91	104.91	31						
32	233	VLK Premysl	CZE	4	1:41.30	105.30	32						
33	256	FLORENCE David	GBR	8	1:40.75	108.75	33						
34	253	MUJCINOVIC Emir	CRO	2	1:47.66	109.66	34						
35	232	ENNIS Chris	USA	4	1:48.65	112.65	35						
36	224	PETRY Cassio	BRA	2	1:53.68	115.68	36						
37	234	ZAKRAJSEK Jost	SLO	8	1:50.46	118.46	37						
38	273	ERGUIN BOLIBAR Jon	ESP	54	1:38.11	152.11	38						
39	225	GOLOVACHENKO Denis	BLR	54	2:00.39	174.39	39						
40	254	BOYD Adam	USA	100	1:45.55	205.55	40						

Qualification**Points Rank**

41	249	BIZ Luca	ITA		217.66	41
42	240	MOCHIDA Masanari	JPN		220.25	42
43	251	ROBERTS Hew	AUS		221.01	43
44	246	MAI Jianmin	CHN		222.01	44
45	250	DAVIS Sam	USA		224.35	45

FINAL RESULTS / ENDGERGEBNIS**C1-MEN FINALS / C1-HERREN FINALE****AUGSBURG EISKANAL****21 Jul 2002****START TIME: 14:41 / END TIME: 15:00**

				Qualification	
				Points	Rank
46	235	VOLODIN Vasilij	RUS	229.60	46
47	245	YAGI Naoki	JPN	237.46	47
48	241	KAUFMANN Sören	GER	245.37	48
49	238	HEWIT Thomas	CAN	245.87	49
50	229	TSAKMAKIS Christos	GRE	249.37	50
51	239	VAROTTO Mattia	ITA	266.01	51
52	237	PAPAZOV Robert	MKD	282.36	52
53	242	FAKHRETDINOV Marat	RUS	1112.43	53

LEGEND / LEGENDE**Nat.** Nation **Pen.** Penalties

FINAL RESULTS / ENDGERGEBNIS**C2-MEN FINALS / C2-HERREN FINALE****AUGSBURG EISKANAL****20 Jul 2002****START TIME: 14:15 / END TIME: 14:35**

Rank	Bib	Name	Nat.	Semifinal			Final			Total	Behind		
				Pen.	Time	Points Rank	Pen.	Time	Points Rank				
1	35	HOCHSCHORNER Pavol / HOCHSCHORNER Peter	SVK	6	1:38.79	104.79	10	0	1:36.19	96.19	1	200.98	0.00
2	30	WALTER Kai / HENZE Frank	GER	0	1:38.95	98.95	1	2	1:41.69	103.69	6	202.64	+1.66
3	25	SIMON Kay / SIMON Robby	GER	2	1:40.29	102.29	6	0	1:41.33	101.33	2	203.62	+2.64
4	5	TAYLOR Matt / JACOBI Joe	USA	0	1:43.16	103.16	8	2	1:39.37	101.37	3	204.53	+3.55
5	11	BOWMAN Stuart / SMITH Nick	GBR	0	1:40.60	100.60	2	0	1:44.12	104.12	8	204.72	+3.74
6	26	VOLF Jaroslav / STEPANEK Ondrej	CZE	2	1:39.13	101.13	3	2	1:41.83	103.83	7	204.96	+3.98
7	33	EHRENBERG Andre / SENFT Michael	GER	2	1:40.48	102.48	7	2	1:40.97	102.97	4	205.45	+4.47
8	31	KUBAN Milan / OLEJNIK Marian	SVK	0	1:43.62	103.62	9	0	1:43.00	103.00	5	206.62	+5.64
9	32	JIRAS Marek / MADER Tomas	CZE	0	1:42.05	102.05	5	4	1:42.45	106.45	9	208.50	+7.52
10	34	POSPISIL Jaroslav / POLLERT Jaroslav	CZE	0	1:41.49	101.49	4	52	1:39.05	151.05	10	252.54	+51.56
11	29	FOUQUET Nathanael / LAUVERGNE Alexandre	FRA	2	1:44.09	106.09	11						
12	22	HRIC Pavol / VAJS Roman	SVK	4	1:42.97	106.97	12						
13	23	VLADAR Daniel / VLADAR Marek	CZE	6	1:41.31	107.31	13						
14	12	BURT Alex / NICOLL Andy	GBR	0	1:47.38	107.38	14						
15	28	QUEMERAIS Philippe / LE PENNEC Yann	FRA	6	1:42.28	108.28	15						
16	6	MÖLLER Karsten / SCHERZER Enrico	GER	2	1:46.48	108.48	16						
17	24	BRAUD Martin / FORGIT Cedric	FRA	2	1:46.57	108.57	17						
18	16	MICZEK Jaroslaw / SEKULA Wojciech	POL	4	1:47.46	111.46	18						
19	27	LUQUET Christophe / LUQUET Pierre	FRA	6	1:46.19	112.19	19						
20	10	WRZOSEK Dariusz / KRUCZEK Bartlomiej	POL	6	1:47.05	113.05	20						
21	21	MASOERO Eric / BENETTI Andrea	ITA	6	1:47.34	113.34	21						
22	9	GREEN Phil / GREEN Steve	GBR	4	1:51.18	115.18	22						
23	7	RODEN James / RODEN Andrew	GBR	4	1:51.55	115.55	23						
24	18	SWOBODA Kai / FARRANCE Andrew	AUS	8	1:47.64	115.64	24						
25	20	BABCOCK Frank / LARIMER Jeff	USA	6	1:52.47	118.47	25						
26	17	HEPP David / McCLESKY Scott	USA	8	1:54.88	122.88	26						
27	19	SOSKA Lubos / SOSKA Peter	SVK	56	1:43.64	159.64	27						
28	14	CHEN Fubin / YANG Shuwei	CHN	56	2:03.03	179.03	28						
29	13	WANG Zai / TIAN Qing	CHN	52	2:09.05	181.05	29						
30	36	WOJS Andrzej / MORDARSKI Slawomir	POL	102	1:47.36	209.36	30						

LEGEND / LEGENDE

Nat.	Nation	Pen.	Penalties
-------------	--------	-------------	-----------

FINAL RESULTS / ENDGERGEBNIS**K1-MEN FINALS / K1-HERREN FINALE****AUGSBURG EISKANAL****20 Jul 2002****START TIME: 14:41 / END TIME: 15:00**

Rank	Bib	Name	Nat.	Semifinal			Final			Total	Behind		
				Pen.	Time	Points Rank	Pen.	Time	Points Rank				
1	148	LEFEVRE Fabien	FRA	0	1:29.92	89.92	1	0	1:30.77	90.77	3	180.69	0.00
2	152	SCHMIDT Thomas	GER	0	1:31.49	91.49	8	0	1:30.05	90.05	1	181.54	+0.85
3	140	SUCHANEK Claus	GER	0	1:31.44	91.44	7	0	1:30.56	90.56	2	182.00	+1.31
4	139	PESCHIER Benoit	FRA	0	1:31.25	91.25	6	0	1:31.48	91.48	4	182.73	+2.04
5	76	RAAB Ondrej	CZE	0	1:30.31	90.31	4	0	1:32.56	92.56	5	182.87	+2.18
6	112	BROWN Anthony	GBR	0	1:30.07	90.07	3	2	1:31.86	93.86	6	183.93	+3.24
7	104	PARSONS Scott	USA	0	1:32.07	92.07	10	2	1:32.60	94.60	7	186.67	+5.98
8	72	PISVEJC Ivan	CZE	0	1:30.04	90.04	2	8	1:31.42	99.42	9	189.46	+8.77
9	105	OROKOCKY Rado	SVK	0	1:31.97	91.97	9	4	1:33.56	97.56	8	189.53	+8.84
10	151	OBLINGER Helmut	AUT	0	1:30.49	90.49	5	50	1:43.29	153.29	10	243.78	+63.09
11	147	KURT Michael	SUI	0	1:32.20	92.20	11						
12	145	KOBES Tomas	CZE	0	1:32.43	92.43	12						
13	146	CIBAK Peter	SVK	2	1:30.45	92.45	13						
14	110	MONIER Thomas	FRA	0	1:32.81	92.81	14						
15	91	ARAKAMA MENDIOLA Esteban	ESP	0	1:32.84	92.84	15						
16	150	FORD David	CAN	0	1:33.19	93.19	16						
17	71	CIPRESS Stefano	ITA	0	1:33.38	93.38	17						
18	103	COSTA Luca	ITA	0	1:33.46	93.46	18						
19	123	HELLBERG Marten	SWE	2	1:31.74	93.74	19						
20	144	BECKER Thomas	GER	0	1:33.86	93.86	20						
21	129	RHEINISCH Aidan	IRL	0	1:33.88	93.88	21						
22	75	RÖTHENMUND Mathias	SUI	2	1:32.01	94.01	22						
23	107	WALSH Campbell	GBR	0	1:34.83	94.83	=23						
24	74	DÖRFLER Fabian	GER	2	1:32.83	94.83	24						
25	143	KUDER Ales	SLO	0	1:34.84	94.84	25						
26	137	BRAAT Floris	NED	0	1:35.24	95.24	26						
27	119	MOSIMANN Thomas	SUI	2	1:33.69	95.69	27						
28	124	JOANMARTI SANTIAGO Carlos	ESP	2	1:33.78	95.78	28						
29	127	MOSIMANN Beat	SUI	4	1:32.12	96.12	29						
30	73	MRAZ Tomas	SVK	2	1:34.26	96.26	30						
31	89	GIDDENS Eric	USA	0	1:36.34	96.34	31						
32	134	HEYL Brett	USA	2	1:34.64	96.64	32						
33	126	RHEINISCH Eoin	IRL	2	1:34.76	96.76	33						
34	149	KRALJ Dejan	SLO	4	1:32.90	96.90	34						
35	142	GLUCKS Andrej	CRO	2	1:35.55	97.55	35						
36	133	HOLROYD Mike	CAN	2	1:35.88	97.88	36						
37	78	VISSEUR Venceslas	BEL	2	1:35.88	97.88	37						
38	117	SAJBIDOR Jan	SVK	4	1:34.25	98.25	38						
39	111	FERRAZZI Pierpaolo	ITA	8	1:54.10	122.10	39						
40	90	PALLUD Renaud	FRA	58	1:48.10	166.10	40						

Qualification**Points Rank**

41	58	JIVODROV Stanislav	RUS		197.82	41
42	102	KODELJA Vros	SLO		198.01	42
43	46	TERDIC Miha	SLO		198.22	43
44	109	PRSKAVEC Jiri	CZE		199.35	44
45	49	SELBACH Gustavo	BRA		199.72	45

FINAL RESULTS / ENDGERGEBNIS**K1-MEN FINALS / K1-HERREN FINALE****AUGSBURG EISKANAL****20 Jul 2002****START TIME: 14:41 / END TIME: 15:00**

				Qualification	
				Points	Rank
46	125	CAFFREY Neil	IRL	200.02	46
47	48	KRIESINGER Ingo	LUX	200.06	47
48	116	DAVIS Nathan	CAN	200.08	48
49	64	MEDON Piotr	POL	200.20	49
50	128	NATMESSNIG Herwig	AUT	200.61	50
51	63	KASIMOV Anatolij	RUS	200.84	51
52	98	EPLINGER Alexander	AUT	201.01	52
53	122	ZABALETA MUNDUATE Urko	ESP	201.33	53
54	130	BACKHOUSE David	NED	201.98	54
55	88	HUDETZ Harald	AUT	202.00	55
56	132	PONTAROLLO Matteo	ITA	202.03	56
57	93	BENEMARK Ola	SWE	204.85	57
58	87	CHABAKIN Mikhail	RUS	204.96	58
59	113	TAKAGI Nobihisa	JPN	205.18	59
60	106	DRAPER Warwick	AUS	205.27	60
61	47	STOTT Etienne	GBR	206.33	61
62	92	GOLOVACHENKO Sergey	BLR	207.47	62
63	79	NIKOLOVSKI Atanas	MKD	208.44	63
64	141	WILKIE John	AUS	209.80	64
65	68	SATO Shumpei	JPN	211.04	65
66	80	MCINTOSH Cameron	RSA	211.25	66
67	70	LEVESQUE Pierre	CAN	211.67	67
68	57	SARGANOVIC Emir	BIH	211.99	68
69	83	AGUENKO Mikhail	RUS	215.00	69
70	120	KING Anton	AUS	216.05	70
71	136	MILNE Lachlan	AUS	216.14	71
72	99	SYRJÄLÄINEN Petri	FIN	217.54	72
73	65	LAUDER Bradley	NZL	218.50	73
74	96	DOVNAR Ruslan	BLR	222.47	74
75	114	MEEHAN Jared	NZL	224.06	75
76	135	OUJ Sam	NED	225.33	76
77	97	LIDSTROEM Bo-Marcus	SWE	228.16	77
78	67	NACEV Sasko	MKD	233.19	78
79	94	NIKOLOPOULOS Alexandros	GRE	240.66	79
80	101	BEAKES Jason	USA	242.17	80
81	115	DUJMIC Boris	CRO	255.62	81
82	86	WALKLEY Ben	NZL	261.24	82
83	77	AHLMARK Erik	SWE	261.37	83
84	69	THOMSON Dylan	NZL	272.15	84
85	95	VARIS Kalle	FIN	284.98	85
86	121	ANDO Taro	JPN	312.35	86
87	55	DIMITRIOU Alexandros	GRE	335.32	87
88	82	POLITAKIS Georgios	GRE	383.35	88
89	59	FROLIK Martin	GRE	420.31	89
90	54	PETKEVICH Mihail	BLR	453.62	90

LEGEND / LEGENDE**Nat.** Nation **Pen.** Penalties

FINAL RESULTS / ENDERGERBNIS

"4 CAT" - TEAM EVENT

AUGSBURG EISKANAL

21 Jul 2002

START TIME: 15:30 / END TIME: 16:10

Rank	Bib	Name	Nat.	Split	Pen.	Time	Points	Behind																				
									1	2	3	4	5	6	7	8	9	10	11	12	13	14	15	16	17	18	19	20
1	14	GERMANY II	GER	71.75	2	1:58.25	120.25	0.00																				
	14	PLANERT Mandy		0	0	0	0	0	0	0	0	0	0	0	0	0	0	0	0	0	0	0						
	14A	WALTER Kai / HENZE Frank		0	0	0	0	0	0	0	0	0	0	0	0	0	0	0	0	0	0	0						
	14B	PFANNMÖLLER Stefan		0	0	0	0	0	0	0	0	0	0	0	0	0	0	2	0	0	0	0						
	14C	SCHMIDT Thomas		0	0	0	0	0	0	0	0	0	0	0	0	0	0	0	0	0	0	0						
2	11	FRANCE II	FRA	79.80	2	2:00.40	122.40	+2.15																				
	11	PICHERY Mathilde		0	0	0	0	0	0	0	0	0	0	0	0	0	0	0	0	0	0	0						
	11A	FOUQUET Nathanael / LAUVERGNE Alexandre		0	0	0	0	0	0	0	0	0	0	0	0	0	0	0	0	0	0	0						
	11B	ESTANGUET Tony		0	0	0	0	0	0	0	0	0	0	0	0	0	0	0	0	0	0	0						
	11C	LEFEVRE Fabien		0	0	0	0	0	0	2	0	0	0	0	0	0	0	0	0	0	0	0						
3	3	SLOVAKIA	SVK	78.69	0	2:04.62	124.62	+4.37																				
	3	STACHEROVA Gabriela		0	0	0	0	0	0	0	0	0	0	0	0	0	0	0	0	0	0	0						
	3A	KUBAN Milan / OLEJNIK Marian		0	0	0	0	0	0	0	0	0	0	0	0	0	0	0	0	0	0	0						
	3B	MINCIK Juraj		0	0	0	0	0	0	0	0	0	0	0	0	0	0	0	0	0	0	0						
	3C	OROKOCKY Rado		0	0	0	0	0	0	0	0	0	0	0	0	0	0	0	0	0	0	0						
4	5	SLOVAKIA II	SVK	82.89	10	1:58.99	128.99	+8.74																				
	5	KALISKA Elena		0	0	0	0	2	0	0	0	0	0	0	0	0	0	2	0	0	0	0						
	5A	HOCHSCHORNER Pavol / HOCHSCHORNER Peter		0	2	0	0	0	0	0	0	0	0	0	0	0	0	0	0	0	0	0						
	5B	MARTIKAN Michal		0	2	0	0	0	0	0	0	0	0	0	0	0	0	2	0	0	0	0						
	5C	CIBAK Peter		0	0	0	0	0	0	0	0	0	0	0	0	0	0	0	0	0	0	0						
5	13	GERMANY	GER	76.76	6	2:06.89	132.89	+12.64																				
	13	BÄR Claudia		0	0	0	0	0	0	0	0	0	0	0	0	0	0	0	0	0	2	0						
	13A	SIMON Kay / SIMON Robby		0	0	0	0	0	0	0	0	0	0	0	0	0	2	0	0	0	2	0						
	13B	BENZIEN Jan		0	0	0	0	0	0	0	0	0	0	0	0	0	0	0	0	0	0	0						
	13C	SUCHANEK Claus		0	0	0	0	0	0	0	0	0	0	0	0	0	0	0	0	0	0	0						
6	2	FRANCE	FRA	82.63	14	2:00.38	134.38	+14.13																				
	2	BARDET Anne-Lise		0	0	0	0	0	0	2	0	0	0	0	0	0	0	0	0	0	2	0						
	2A	QUEMERAIS Philippe / LE PENNEC Yann		0	0	0	0	0	0	0	0	0	0	0	0	0	0	0	0	0	0	0						
	2B	DEGUIL Eric		0	0	0	0	0	0	2	0	0	0	0	0	0	0	0	0	0	2	0						
	2C	PESCHIER Benoit		0	0	0	0	0	2	0	2	0	0	0	0	0	0	0	0	0	2	0						
7	9	CZECH REPUBLIC	CZE	77.07	16	1:59.31	135.31	+15.06																				
	9	RIHOSKOVA Marie		0	0	0	0	0	0	0	0	0	0	0	0	0	0	0	0	0	0	0						
	9A	JIRAS Marek / MADER Tomas		0	2	2	0	0	0	0	0	0	2	0	0	0	2	2	0	0	0	0						
	9B	MASEK Jan		0	0	0	0	0	0	0	0	0	0	0	2	0	0	2	0	0	2	0						
	9C	PISVEJC Ivan		0	0	0	0	0	0	0	0	0	0	0	0	0	0	0	0	0	0	0						
8	4	USA	USA	84.86	12	2:04.62	136.62	+16.37																				
	4	GIDDENS Rebecca Bennett		0	0	0	0	0	0	0	0	0	0	0	0	0	0	2	0	0	0	0						
	4A	TAYLOR Matt / JACOBI Joe		0	0	0	0	2	0	0	0	0	0	0	2	0	0	0	0	0	2	0						
	4B	CRANE Austin		0	2	0	0	0	0	0	0	0	0	0	0	0	0	0	0	0	2	0						
	4C	PARSONS Scott		0	0	0	0	0	0	0	0	0	0	0	0	0	0	0	0	0	0	0						
9	6	GREAT BRITAIN	GBR	83.25	10	2:09.08	139.08	+18.83																				
	6	REEVES Helen		0	0	0	0	0	0	0	0	0	0	0	0	0	0	0	0	0	0	0						
	6A	BURT Alex / NICOLL Andy		0	2	0	0	0	0	0	0	0	0	0	0	0	2	0	0	2	0	0						
	6B	MCINTOSH Stuart		0	0	0	0	0	0	0	0	0	0	0	0	2	0	0	0	0	0	0						
	6C	BROWN Anthony		0	0	0	0	0	2	0	0	0	0	0	0	0	0	0	0	0	0	0						
10	1	AUSTRALIA	AUS	82.38	18	2:05.75	143.75	+23.50																				
	1	NATOLI Louise		0	0	0	0	2	0	0	0	0	0	0	0	0	0	0	0	0	0	0						
	1A	SWOBODA Kai / FARRANCE Andrew		0	0	0	0	0	0	0	2	2	0	0	2	2	0	0	0	2	0	0						
	1B	BOOCOCK Justin		0	2	0	0	0	0	0	0	0	2	0	0	0	0	0	0	0	0	0						

FINAL RESULTS / ENDERGEBNIS

"4 CAT" - TEAM EVENT

AUGSBURG EISKANAL

21 Jul 2002

START TIME: 15:30 / END TIME: 16:10

Rank	Bib	Name	Nat.																				Split	Pen.	Time	Points	Behind	
			1	2	3	4	5	6	7	8	9	10	11	12	13	14	15	16	17	18	19	20						
	1C	WILKIE John	0	0	0	0	0	0	0	0	0	0	0	0	0	0	0	0	0	0	0	0	0					
11	12	FRA/CAN	MIX																				88.39	16	2:08.10	144.10	+23.85	
	12	GRATTO Jen	0	2	0	2	0	0	2	0	0	0	0	0	0	0	2	0	0	0	0	0						
	12A	LUQUET Christophe / LUQUET Pierre	0	2	0	0	0	0	0	2	0	0	0	0	0	0	0	0	0	0	0	0						
	12B	CARTWRIGHT James	0	0	0	0	0	0	0	0	0	0	0	0	0	0	0	0	0	0	0	0						
	12C	FORD David	0	0	0	0	0	0	0	0	0	0	0	0	0	0	0	0	0	0	0	0						
12	10	USA II	USA																				80.41	14	2:12.09	146.09	+25.84	
	10	MILLER Aleta	0	0	0	0	0	0	0	0	0	0	0	0	0	0	0	0	0	0	0	0						
	10A	BABCOCK Frank / LARIMER Jeff	0	0	0	0	0	0	0	0	0	0	0	2	0	0	0	0	0	0	0	0						
	10B	ENNIS Chris	0	0	0	0	0	0	0	0	0	0	0	2	0	0	0	0	0	0	0	0						
	10C	GIDDENS Eric	0	0	0	0	0	0	0	0	0	0	0	0	0	0	0	0	0	0	0	0						
13	7	SUI/GER	MIX																				83.76	18	2:10.32	148.32	+28.07	
	7	EL DESOUKI Nagwa	0	2	0	0	0	0	0	0	0	0	0	0	0	2	0	0	0	0	0	0						
	7A	MÖLLER Karsten / SCHERZER Enrico	0	2	0	0	0	0	0	0	0	0	0	0	0	0	2	2	0	0	0	0						
	7B	DUERRENMATT Ronnie	0	0	0	0	0	0	0	0	0	0	0	0	0	0	0	0	0	0	0	0						
	7C	KURT Michael	0	0	0	0	0	0	0	0	0	0	0	0	0	2	0	0	0	0	0	0						
14	8	GREAT BRITAIN II	GBR																				82.92	110	2:24.17	254.17	+133.92	
	8	BLAKEMAN Laura	0	0	0	0	0	0	0	0	0	0	0	0	0	0	0	0	0	0	0	0						
	8A	BOWMAN Stuart / SMITH Nick	0	2	0	0	0	0	0	0	0	0	0	0	0	2	0	0	0	0	0	0						
	8B	TURNER Robert	0	0	0	0	0	0	0	0	0	0	0	0	0	0	0	50	0	0	0	50						
	8C	WALSH Campbell	0	0	0	0	0	0	0	0	0	0	0	0	0	0	0	2	2	0	0	0						

Gates	1	2	3	4	5	6	7	8	9	10	11	12	13	14	15	16	17	18	19	20
2 Penalties:	0	11	1	1	1	2	3	2	2	2	5	0	5	1	6	12	3	1	16	0
50 Penalties:	0	0	0	0	0	0	0	0	0	0	0	0	0	0	1	0	0	0	1	0
Total Penalties:	0	22	2	2	2	4	6	4	4	4	10	0	10	2	62	24	6	2	82	0


LEGEND / LEGENDE		Pen.	Penalties
Nat.	Nation		

ICF
CANOE/KAYAK SLALOM RACING
WORLD-CUP 2002
Category K-1 Woman

 ICF Canoe/Kayak Slalom Racing WORLD-CUP 2002 - K1-Woman				Heats	22	54			
				Semi	20	40			
				Final	10	10	10	10	10
	Points	Competitor	Nation	Guangzhou	Augsburg	Tacen	Prague	Macao	
1	50	PLANERT, Mandy	GER	1	3				
2	43	STACHEROVA, Gabriela	SVK	2	4				
3	30	PAVELKOVA, Irena	CZE		1				
4	29	PICHERY, Mathilde	FRA	5	10				
5	28	BARDET, Anne-Lise	FRA	4	11				
6	25	KALISKA, Elena	SVK		2				
7	22	PONCET, Anne-Line	FRA	3	49				
8	17	FARRANCE, Mia	AUS	10	25				
8	17	OBLINGER-PETERS, Violetta	AUT	12	13				
8	17	HILGERTOVA, Stepanka	CZE		5				
8	17	APEL, Jenny	GER	7	47				
12	16	KURT, Nadine	SUI	6					
12	16	GIDDENS, Rebecca Bennett	USA		6				
14	15	CHEN, Xingai	CHN	11	22				
14	15	GIAI PRON, Cristina	ITA		7				
16	14	REEVES, Helen	GBR		8				
16	14	BARNES, Helen	GBR	8					
18	13	ZHU, Li Li	CHN	13	27				
18	13	ROWLANDS, Nerys	GBR	9					
18	13	DUKATOVA, Jana	SVK		9				
21	10	LI, Jing Jing	CHN	20	40				
21	10	TORNARE Aline	FRA	17	20				
23	9	ZAMISKOVA, Gabriela	SVK		12				
24	7	WHARTON, Susan	AUS	19	51				
24	7	MILNE, Victoria	AUS	22	36				
24	7	NATOLI, Louise	AUS	21	26				
24	7	CHOURRAUT, Maialen	ESP		14				
24	7	WALSH, Kim	GBR	14					
29	6	NÍ CHALLARAIN, Eadaoin	IRL		15				
29	6	MURAYAMA, Natsumi	JPN	15					
31	5	GRATTO, Jennifer	CAN		38				
31	5	TENG, Yuan	CHN	16					
31	5	RIHOSKOVA, Marie	CZE		29				
31	5	SADILOVA, Marcela	CZE		17				
31	5	CORRIE, Heather	GBR		30				
31	5	PENNIE, Fiona	GBR		23				
31	5	BLAKEMAN, Laura	GBR		21				
31	5	JAYES, Anyta	GBR	18					
31	5	BAER, Claudia	GER		39				
31	5	HOEFER, Dagmar	GER		28				
31	5	BARGIGLI, Elena	ITA		34				
31	5	KAWAGUCHI, Noriyo	JPN		35				
31	5	BIZUB, Malgorzata	POL		32				


1- 30; 2-25; 3-20; 4-18; 5-17;6-16; 7-15; 8-14; 9-13; 10-12;
semi-final 11-10; 12-9; 13-8; 14-7;15-6 all other 5,
all that do not qualify for semi-final 2.
DNF(999)- 1 , DSQ- and DNS- 0

ICF
CANOE/KAYAK SLALOM RACING
WORLD-CUP 2002
Category K-1 Woman

 ICF Canoe/Kayak Slalom Racing WORLD-CUP 2002 - K1-Woman			Heats	22	54			
			Semi	20	40			
			Final	10	10	10	10	10
Points	Competitor	Nation	Guangzhou	Augsburg	Tacen	Prague	Macao	
31	5	STANUCH, Agnieszka	POL		24			
31	5	CHAWASTOWICZ, Katarzyna	POL		16			
31	5	FERNANDES FERREIRA, Florence	POR		31			
31	5	DERONKI, Nagier	SUI		19			
31	5	NISSER, Sophie	SWE		18			
31	5	LARSEN, Hannah	USA		37			
31	5	MILLER, Aleta	USA		33			
51	2	VAN MOURIK, Saskia	CAN		44			
51	2	BOUDENS, Sarah	CAN		42			
51	2	IRASTORZA, Sarai	ESP		43			
51	2	KOZAKI, Despoina	GRE		54			
51	2	FEREKIDI, Maria	GRE		46			
51	2	KOKATSU, Momoko	JPN		53			
51	2	UGRINOVSKA, Ana	MKD		45			
51	2	JULL, Heather	NZL		48			
51	2	TEZIKOVA, Elena	RUS		52			
51	2	PIOVA, Alexandra	RUS		50			
51	2	KALLMAN, Maria	USA		41			
		RASPATINA, Elena	RUS					
		MOZETIC, Nina	SLO					
			<p>8. [T] Awarding of the World Cup in slalom</p> <p>8.1. On the basis of the final results of each of the WCS's the Cup ranking in each event is established.</p> <p>8.1.1. Each of the participating competitors receive points in the WCS as follows: 1st place - 30 points; 2nd place - 25 points; 3rd place - 20 points; 4th - 18 points; 5th - 17 points; 6th - 16 points; 7th - 15 points; 8th - 14 points; 9th - 13 points; 10th - 12 points 11th - 10 points; 12th - 9 points; 13th - 8 points; 14th - 7 points; 15th - 6points then all other boats in the semi-final ----- 5points, then all boats that do not qualify for the semi-final receive 2 points except boats that finish DNF receive ----- 1 point, those boats that receive DSQ-C and DNS-C receive ----- 0 points</p> <p>8.1.1.1 For the final competition and in the Final every year the points will be multiplied by 1.5</p> <p>8.1.2. The number of designated events is one less than the number of World Cups in Slalom in that year.</p> <p>8.1.3 If an athlete competes in all World Cups than his/her worst result is excluded from the calculation of the overall World Cup in Slalom.</p>					

1- 30; 2-25; 3-20; 4-18; 5-17;6-16; 7-15; 8-14; 9-13; 10-12;
semi-final 11-10; 12-9; 13-8; 14-7;15-6 all other 5,
all that do not qualify for semi-final 2.
DNF(999)- 1 , DSQ- and DNS- 0

ICF
CANOE/KAYAK SLALOM RACING
WORLD-CUP 2002
Category C-1 Men

 ICF Canoe/Kayak Slalom Racing WORLD-CUP 2002 - C1-Men				Heats	18	53			
				Semi	15	40			
				Final	10	10	10	10	10
	Points	Competitor	Nation	Guangzhou	Augsburg	Tacen	Prague	Macao	
1	43	PFANNMOELLER, Stefan	GER	4	2				
2	40	ESTANGUET, Tony	FRA	1	11				
3	35	BOOCOCK, Justin	AUS	3	7				
4	34	MINCIK, Juraj	SVK	6	4				
5	30	ESTANGUET, Patrice	FRA	2	27				
5	30	BETTGE, Nico	GER		1				
7	21	BENZIEN Jan	GER	8	14				
8	20	MARTIKAN, Michal	SVK		3				
8	20	BRUGVIN, Emmanuel	FRA	7	21				
10	18	MALEY, Kynan	AUS	9	31				
11	17	HERCEG, Danko	CRO	5					
11	17	WIECZOREK, Mariusz	POL		5				
11	17	DEGUIL, Eric	FRA	10	20				
14	16	HOCEVAR, Simon	SLO		6				
15	14	McINTOSH, Stuart	GBR		8				
16	13	SANGRA, Jordi	ESP		9				
17	12	MASEK Jan	CZE		10				
17	12	MAI, Jianmin	CHN	11	44				
19	9	HAN, Jiaqiang	CHN	12					
19	9	JEZEK, Stanislav	CZE		12				
21	8	HAMILTON, Andrew	GBR	13					
21	8	OVCARIK, Dusan	SVK		13				
23	7	FENG, Liming	CHN	14					
24	6	WYLIE, Rob	GBR	15					
24	6	SLAFKOVSKY, Alexander	SVK		15				
26	5	KORENJAK, Jurij	SLO		17				
26	5	BELL, Robin	AUS		16				
26	5	TURNER, Robert	GBR		18				
26	5	BIERYT, Krzysztof	POL		24				
26	5	GODDARD, Daniel	GBR		25				
26	5	CARTWRIGHT, Jamie	CAN		26				
26	5	PINKAVA, Ondrej	CZE		28				
26	5	BONDAR, Alexandr	RUS		29				
26	5	CRANE Austin	USA		30				
26	5	VLK, Premysl	CZE		32				
26	5	FLORENCE, David	GBR		33				
26	5	MUJCINOVIC, Emir	CRO		34				
26	5	ENNIS, Chris	USA		35				
26	5	PETRY, Cassio	BRA		36				
26	5	ZAKRAJSEK, Jost	SLO		37				
26	5	ERGUIN, Jon	ESP		38				
26	5	GOLOVACHENKO, Denis	BLR		39				
26	5	BOYD, Adam	USA		40				

1- 30; 2-25; 3-20; 4-18; 5-17;6-16; 7-15; 8-14; 9-13; 10-12;
semi-final 11-10; 12-9; 13-8; 14-7;15-6 all other 5,
all that do not qualify for semi-final 2.
DNF(999)- 1 , DSQ- and DNS- 0

ICF
CANOE/KAYAK SLALOM RACING
WORLD-CUP 2002
Category C-1 Men

 ICF Canoe/Kayak Slalom Racing WORLD-CUP 2002 - C1-Men				Heats	18	53			
				Semi	15	40			
				Final	10	10	10	10	10
	Points	Competitor	Nation	Guangzhou	Augsburg	Tacen	Prague	Macao	
1	43	PFANNMOELLER, Stefan	GER	4	2				
26	5	WOJS, Grzegorz	POL		19				
26	5	DUERRENMATT, Ronnie	SUI		22				
26	5	STEVANOVIC, Dejan	SLO		23				
47	4	YAGI, Naoki	JPN	18	47				
48	2	BIZ, Luca	ITA		41				
48	2	DAVIS, SAM	USA		45				
48	2	VOLODIN, Vasilij	RUS		46				
48	2	KAUFMANN, Soeren	GER		48				
48	2	HEWITT Thomas	CAN		49				
48	2	TSAKMAKIS, Chrystos	GRE		50				
48	2	VAROTTO, Mattia	ITA		51				
48	2	PAPAZOV, Robert	MKD		52				
48	2	FAKHRETDINOV, Marat	RUS		53				
48	2	ZHI, Xianzhi	CHN	16					
48	2	MOCHIDA, Masanari	JPN		42				
48	2	ROBERTS, Hew	AUS		43				
48	2	HATTORI, Yoichiro	JPN	17					


1- 30; 2-25; 3-20; 4-18; 5-17;6-16; 7-15; 8-14; 9-13; 10-12;
semi-final 11-10; 12-9; 13-8; 14-7;15-6 all other 5,
all that do not qualify for semi-final 2.
DNF(999)- 1 , DSQ- and DNS- 0

ICF CANOE/KAYAK SLALOM RACING
WORLD-CUP 2002
Category C-2 Men

ICF Canoe/Kayak Slalom Racing WORLD-CUP 2002 - C2-Men					Heats	14	31	1	1	1
					Semi	10	30	10	10	10
					Final	10	10	10	10	10
Points	SARNA, Piotr	POCHWALA, Marcin	POL							
	Name front	Name back	Nation	Guangzhou	Augsburg	Tacen	Prague	Macaé		
1	60	HOCHSCHORNER, Peter	HOCHSCHORNER, Pavol	SVK	1	1				
2	50	WALTER, Kai	HENZE, Frank	GER	2	2				
3	35	EHRENBERG, Andre	SENF, Michael	GER	3	7				
4	32	KUBAN, Milan	OLEJNIK, Marian	SVK	4	8				
5	27	LAUVERGNE, Alexandre	FOUQUET, Nathanael	FRA	5	11				
6	21	BRAUD, Martin	FORGIT, Cedric	FRA	6	17				
7	20	QUEMERAIS, Philippe	LE PENNEC, Yann	FRA	8	15				
7	20	SIMON, Kay	SIMON, Robby	GER		3				
9	18	CHEN, Fubin	YANG, Shuwei	CHN	9	28				
9	18	TAYLOR, Matt	JACOBI, Joe	USA		4				
11	17	WANG, Zai	TIAN, Qing	CHN	10	29				
11	17	BOWMAN, Stuart	SMITH, Nick	GBR		5				
13	16	WOLF, Jaroslav	STEPANEK, Ondrej	CZE		6				
14	15	SUN, Yelong	MO, Bin	CHN	7					
15	13	JIRAS, Marek	MADER, Tomas	CZE		9				
16	12	POSPISIL, Jaroslav	POLLERT, Jaroslav	CZE		10				
17	9	BURT, Alex	NICOLL, Andy	GBR	13	14				
17	9	HRIC, Pavol	VAJS, Roman	SVK		12				
19	8	VLADAR, Daniel	VLADAR, Marek	CZE		13				
20	7	SWOBODA, Kai	FARRANCE, Andrew	AUS	12	24				
20	7	LUQUET, Pierre	LUQUET, Christophe	FRA	14	19				
22	5	RODEN, James	RODEN, Andrew	GBR		23				
22	5	GREEN, Phillip	GREEN, Steven	GBR		22				
22	5	Moeller, Karsten	SCHERZER, Enrico	GER		16				
22	5	MASOERO, Erik	BENETTI, Andrea	ITA		21				
22	5	WOJS, Andrzej	MORDARSKI, Slawomir	POL		30				
22	5	WRZOSEK, Dariusz	KRUCZEK, Bartlomiej	POL		20				
22	5	MICZEK, Jaroslaw	SEKULA, Wojciech	POL		18				
22	5	SOSKA, Lubos	SOSKA, Peter	SVK		27				
22	5	McCLESKY, Scott	HEPP, David	USA		26				
22	5	BABCOCK, Frank	LARIMER, Jeff	USA		25				
32	2	YANG, Jieliang	LI, Lei	CHN	11					

1- 30; 2-25; 3-20; 4-18; 5-17;6-16; 7-15; 8-14; 9-13; 10-12;
semi-final 11-10; 12-9; 13-8; 14-7;15-6 all other 5,
all that do not qualify for semi-final 2.
DNF(999)- 1 , DSQ- and DNS- 0

ICF CANOE/KAYAK SLALOM RACING
WORLD-CUP 2002
Category K-1 Men


 ICF Canoe/Kayak Slalom Racing WORLD-CUP 2002 - K1-Men				Heats	26	90	1	1	1	
				Semi	20	40	10	10	10	
				Final	10	10	10	10	10	
1	43	PESCHIER, Benoit	FRA	2	4					
1	43	LEFEVRE, Fabien	FRA	9	1					
3	42	OBLINGER, Helmut	AUT	1	10					
4	35	SUCHANEK, Claus	GER	7	3					
5	26	KURT, Michael	SUI	6	11					
6	25	FORD, David	CAN	3	16					
6	25	SCHMIDT, THOMAS	GER		2					
8	24	MONIER, Thomas	FRA	5	14					
9	23	BECKER, Thomas	GER	4	20					
10	17	RAAB, Ondrej	CZE		5					
11	16	BROWN, Anthony	GBR		6					
12	15	PARSONS, Scott	USA		7					
13	14	DRAPER, Warwick	AUS	10	60					
13	14	OISVEJC, Ivan	CZE		8					
13	14	MORRISON, Tim	GBR	8						
16	13	OROKOCKY, Rado	SVK		9					
17	12	WILKIE, John	AUS	11	64					
18	11	GLUCKS, Andrej	CRO	15	35					
18	11	MILNE, Lachlan	AUS	12	71					
20	10	KRALJ, Dejan	SLO	17	34					
20	10	PALLUD, Romaud	FRA	16	40					
22	9	KOBES, Tomas	CZE		12					
23	8	CIBAK, Peter	SVK		13					
23	8	JOHNSTONE, Donald	NZL	13						
25	7	ANDO, Taro	JPN	18	86					
25	7	ZHOU, Xino Zhong	CHN	14						
27	6	ARAKAMA MENDIOLA, Esteban	ESP		15					
28	5	CIPRESS, Stefano	ITA		17					
28	5	COSTA, Luca	ITA		18					
28	5	HELLBERG, Marten	SWE		19					
28	5	RHEINISCH, Aidan	IRL		21					
28	5	ROETHENMUND, Mathias	SUI		22					
28	5	WALSH, Campbell	GBR		23					
28	5	DOERFLER, Fabian	GER		23					
28	5	KUDER, Ales	SLO		25					
28	5	BRAAT, Floris	NED		26					
28	5	MOSIMANN, Thomas	SUI		27					
28	5	JOANMARTI SANTIAGO , Carles	ESP		28					
28	5	MOSIMANN, Beat	SUI		29					
28	5	MRAZ, Tomas	SVK		30					
28	5	GIDDENS, Eric	USA		31					
28	5	HEYL, Brett	USA		32					
28	5	RHEINISCH, Eoin	IRL		33					
28	5	VISSEUR, Venceslas	BEL		36					

1- 30; 2-25; 3-20; 4-18; 5-17;6-16; 7-15; 8-14; 9-13; 10-12;

semi-final 11-10; 12-9; 13-8; 14-7;15-6 all other 5,

all that do not qualify for semi-final 2.

ICF
SLALOM WORLD RANKING
K1-Woman

	40	86	Canoe/Kayak Slalom Racing		1	2	3	4	5
	Total -	Rank	ICF World-Ranking K-1 Woman		2001.3	2001.4	2001.5	2001.6	2002.1
Pos.	Points	All	Competitor	Nation	Augsburg	Prague	Wausau	Guangzhou	Augsburg
1	4	1	PLANERT, Mandy	GER	2	1	2	1	3
2	6	2	KALISKA, Elena	SVK	5	3	1		2
3	7	3	PAVELKOVA, Irena	CZE	13	2	4		1
4	9	4	STACHEROVA, Gabriela	SVK	3	6	7	2	4
5	11	5	HILGERTOVA, Stepanka	CZE	1	5	6		5
6	19	6	BARDET, Anne-Lise	FRA		4		4	11
7	24	7	SADILOVA, Marcela	CZE	4	11	9		17
8	27	8	PONCET, Anne-Line	FRA	8		16	3	49
9	29	9	KURT, Nadine	SUI	14	9		6	
10	34	10	WALSH, Kim	GBR	9		11	14	
11	36	11	OBLINGER-PETERS, Violetta	AUT	39	12	12	12	13
12	38	12	APEL, Jenny	GER	12	19	27	7	47
13	39	13	GIAI PRON, Cristina	ITA	16	16			7
14	39	14	ZAMISKOVA, Gabriela	SVK	7	20			12
15	40	15	PICHERY, Mathilde	FRA		25		5	10
16	54	16	NÍ CHALLARAIN, Eadaoin	IRL	20	36	19		15
17	54	17	BONGARDT, Jennifer	GER	17	23	14		
18	55	18	RIHOSKOVA, Marie	CZE	19	7			29
19	55	19	MOZETIC, Nina	SLO	11	14	30		
20	56	20	CHOURRAUT, Maialen	ESP	18	24			14
21	57	21	FARRANCE, Mia	AUS	40	28	22	10	25
22	62	22	TORNARE Aline	FRA	42		25	17	20
23	65	23	NATOLI, Louise	AUS			18	21	26
24	66	24	CHEN, Xingai	CHN		33		11	22
25	67	25	ALTMAN, Renata	USA	27	17	23		
26	69	26	CORRIE, Heather	GBR	22		17		30
27	71	27	BLAKEMAN, Laura	GBR	26		24		21
28	72	28	BAER, Claudia	GER	15	18			39
29	74	29	ZHU, Li Li	CHN	34			13	27
30	77	30	ELDESOUKI, Nagwa	SUI	41	21	15		
31	83	31	MURAYAMA, Natsumi	JPN	28	40		15	
32	84	32	NISSER, Sophie	SWE	35	31			18
33	85	33	LI, Jing Jing	CHN	25			20	40
34	87	34	HEARN, Cathy	USA	24	37	26		
35	89	35	MILNE, Victoria	AUS			31	22	36
36	97	36	KAWAGUCHI, Noriyo	JPN	30	32			35
37	99	37	FERNANDES FERREIRA, Florence	POR	33	35			31
38	105	38	BARGIGLI, Elena	ITA	37	34			34

Points = the best three races of five.

Place 1 = 1 point, 2 = 2 and so on.

If the Total-Points are the same,
 then consulted the last competition,
 then the competition before and so on.

ICF
SLALOM WORLD RANKING
K1-Woman

	40	86	Canoe/Kayak Slalom Racing		1	2	3	4	5
	Total -	Rank	ICF World-Ranking K-1 Woman		2001.3	2001.4	2001.5	2001.6	2002.1
Pos.	Points	All	Competitor	Nation	Augsburg	Prague	Wausau	Guangzhou	Augsburg
39	113	39	IRASTORZA, Sarai	ESP	44	26			43
40	118	40	LEFROY, Emma	AUS	43	46	29		
		41	GIDDENS, Rebecca Bennett	USA			3		6
		42	DICKENS, Peggy	FRA	10		5		
		43	GASPARD, Marie	FRA	6		13		
		44	CHAWASTOWICZ, Katarzyna	POL		13			16
		45	LEJSALOVA, Blanka	SVK	21	8			
		46	PENNIE, Fiona	GBR		10			23
		47	ROWLANDS, Nerys	GBR		27		9	
		48	BARNES, Helen	GBR		30		8	
		49	TENG, Yuan	CHN		29		16	
		50	CARDY, Helen	GBR	31		21		
		51	MALI, Nada	SLO	29	38			
		52	WHARTON, Susan	AUS				19	51
		53	BIZUB, Malgorzata	POL		39			32
		54	VAN MOURIK, Saskia	CAN			28		44
		55	SULIC, Tina	SLO	32	42			
		56	JULL, Heather	NZL			33		48
		57	VAN DER ZWART, Christien	NED	38	45			
		58	FEREKIDI, Maria	GRE	45				46
		59	PIOVA, Alexandra	RUS		47			50
		60	REEVES, Helen	GBR					8
		61	HUSS, Evi	GER			8		
		62	DUKATOVA, Jana	SVK					9
		63	LEITH, Sarah	USA			10		
		64	PEDRONO, ANNIG	FRA		15			
		65	JAYES, Anyta	GBR				18	
		66	DERONKI, Nagier	SUI					19
		67	LANGFORD, Margaret	CAN			20		
		68	ARNAUD, Samuelle	FRA		22			
		69	CHWASTOWICZ, Malgorzata	POL	23				
		70	STANUCH, Agnieszka	POL					24
		71	HOEFER, Dagmar	GER					28
		72	SIITAS, Marianne	EST			32		
		73	MILLER, Aleta	USA					33
		74	LAWRENCE, Kate	AUS	36				
		75	LARSEN, Hannah	USA					37
		76	GRATTO, Jennifer	CAN					38

Points = the best three races of five.

Place 1 = 1 point, 2 = 2 and so on.

If the Total-Points are the same,
 then consulted the last competition,
 then the competition before and so on.

ICF
SLALOM WORLD RANKING
K1-Woman

	40	86	Canoe/Kayak Slalom Racing		1	2	3	4	5
	Total -	Rank	ICF World-Ranking K-1 Woman		2001.3	2001.4	2001.5	2001.6	2002.1
Pos.	Points	All	Competitor	Nation	Augsburg	Prague	Wausau	Guangzhou	Augsburg
		77	KALLMAN, Maria	USA					41
		78	PATRICK, Michelle	GBR		41			
		79	BOUDENS, Sarah	CAN					42
		80	SYKES, Lauren	AUS		43			
		81	TURCHAN, Oksana	UKR		44			
		82	UGRINOVSKA, Ana	MKD					45
		83	JIN, Yanjun	CHN		48			
		84	TEZIKOVA, Elena	RUS					52
		85	KOKATSU, Momoko	JPN					53
		86	KOZAKI, Despoina	GRE					54

Points = the best three races of five.

Place 1 = 1 point, 2 = 2 and so on.

If the Total-Points are the same,
 then consulted the last competition,
 then the competition before and so on.

ICF
SLALOM WORLD RANKING
C-1 Men

Position	Points	All Rank	Canoe/Kayak Slalom Racing		1	2	3	4	5
			ICF World-Ranking C-1 Men						
			Competitor	Nation	Augsburg	Prague	Wausau	Guangzhou	Augsburg
1	7	1	MARTIKAN, Michal	SVK	3	9	1		3
2	8	2	PFANNMOELLER, Stefan	GER	4	7	2	4	2
3	9	3	MINCIK, Juraj	SVK	1	5	4	6	4
4	14	4	BELL, Robin	AUS	2	2	10		16
5	20	5	ESTANGUET, Tony	FRA	10		9	1	11
6	20	6	BRUGVIN, Emmanuel	FRA	8		5	7	21
7	22	7	BENZIEN Jan	GER	6	22	8	8	14
8	29	8	ESTANGUET, Patrice	FRA	13		14	2	27
9	30	9	HERCEG, Danko	CRO	15	10	16	5	
10	31	10	HOCEVAR, Simon	SLO	22	18	7		6
11	38	11	BETTGE, Nico	GER	17	21	20		1
12	38	12	MASEK Jan	CZE	16	12			10
13	41	13	PINKAVA, Ondrej	CZE	7	6			28
14	44	14	OVCARIK, Dusan	SVK	18	13			13
15	45	15	STEVANOVIC, Dejan	SLO	11	15	19		23
16	47	16	KORENJAK, Jurij	SLO	12		18		17
17	48	17	WIECZOREK, Mariusz	POL	40	3			5
18	48	18	DUERRENMATT, Ronnie	SUI	24	20	6		22
19	49	19	SANGRA, Jordi	ESP	26	14			9
20	51	20	TURNER, Robert	GBR	21		12		18
21	51	21	ERGUIN, Jon	ESP	9	4			38
22	53	22	CARTWRIGHT, Jamie	CAN	14	30	13		26
23	56	23	DEGUIL, Eric	FRA		26		10	20
24	57	24	MALEY, Kynan	AUS			17	9	31
25	67	25	JEZEK, Stanislav	CZE	44	11			12
26	71	26	BIERYT, Krzysztof	POL	46	1			24
27	76	27	VOEGLIN, Adrian	SUI	25	27	24		
28	82	28	CRANE Austin	USA	33	29	23		30
29	89	29	GODDARD, Daniel	GBR	27	37			25
30	90	30	MUJCINOVIC, Emir	CRO	31	25			34
31	91	31	WOJS, Grzegorz	POL	20	52			19
32	92	32	NORMAN, Larry	CAN	30	36	26		
33	99	33	McINTYRE, Tadhg	IRL	28	39	32		
34	101	34	FLORENCE, David	GBR	49	35	33		33
35	113	35	HATTORI, Yoichiro	JPN	45	51		17	
36	118	36	ROBERTS, Hew	AUS	37	38			43
37	120	37	LARSSON, Stig	CAN	35	57	28		
38	128	38	BIZ, Luca	ITA	41	46			41
39	128	39	DAVIS, SAM	USA	29	54			45
40	128	40	COTE, Martin	CAN	48	50	30		
		41	BOOCOCK, Justin	AUS				3	7
		42	McINTOSH, Stuart	GBR			3		8

Points = the best three races of five.
 Place 1 = 1 point, 2 = 2 and so on.

If the Total-Points are the same,
 then consulted the last competition,
 then the competition before and so on.

ICF
SLALOM WORLD RANKING
C-1 Men

Position	Points	All Rank	Canoe/Kayak Slalom Racing		1	2	3	4	5
			ICF World-Ranking C-1 Men						
			Competitor	Nation	Augsburg	Prague	Wausau	Guangzhou	Augsburg
		43	INDRUCH, Tomas	CZE	5	8			
		44	LALLIET, Olivier	FRA	19		22		
		45	SIMON, Patrick	GER	23	23			
		46	GEJDOS, Stanislav	SVK	36	17			
		47	MAI, Jianmin	CHN				11	44
		48	RUDEN, Anze	SLO		32	27		
		49	BOYD, Adam	USA			21		40
		50	BONDAR, Alexandr	RUS		33			29
		51	YAGI, Naoki	JPN				18	47
		52	CONKLIN, Steve	USA	34	31			
		53	HAMILTON, Andrew	GBR	32	41			
		54	SEELEY, Will	USA	39	43			
		55	FAKHRETDINOV, Marat	RUS		42			53
		56	HALAVACHANKA, Dzianis	BLR	43	56			
		57	RIBEIRO, Fernanoo	POR	50	55			
		58	RIBEIRO, Adriano	POR	51	58			
		59	JACOBI, Joe	USA			11		
		60	HAN, Jiaqiang	CHN				12	
		61	HAMILTON, Andrew	GBR				13	
		62	FENG, Liming	CHN				14	
		63	SLAFKOVSKY, Alexander	SVK					15
		64	WYLIE, Rob	GBR				15	
		65	HEARN, David	USA			15		
		66	ZHI, Xianzhi	CHN				16	
		67	DELAMARRE, Herve	FRA		16			
		68	SUPOWICZ Krzysztof	POL		19			
		69	LABARELLE, Eric	FRA		24			
		70	BAHMANN, Christian	GER			25		
		71	LEGALL, Jerome	FRA		28			
		72	NICOLL, ANDY	GBR			29		
		73	MARMION, ADAM	AUS			31		
		74	VLK, Premysl	CZE					32
		75	HAMBERGER Aljaz	SLO		34			
		76	ENNIS, Chris	USA					35
		77	PETRY, Cassio	BRA					36
		78	ZAKRAJSEK, Jost	SLO					37
		79	LIU, Jin Qiang	CHN	38				
		80	GOLOVACHENKO, Denis	BLR					39
		81	PHILLIPS, Robert	GBR		40			
		82	MOCHIDA, Masanari	JPN					42
		83	LI, Wen Zheng	CHN	42				
		84	ZHI, Xianzhi	CHN		44			

Points = the best three races of five.
 Place 1 = 1 point, 2 = 2 and so on.

If the Total-Points are the same,
 then consulted the last competition,
 then the competition before and so on.


ICF
SLALOM WORLD RANKING
C-1 Men

	40	96	Canoe/Kayak Slalom Racing			1	2	3	4	5
	Total -	Rank	ICF World-Ranking C-1 Men			2001.3	2001.4	2001.5	2001.6	2002.1
Position	Points	All	Competitor	Nation	Augsburg	Prague	Wausau	Guangzhou	Augsburg	
		85	TIAN, ChangQuan	CHN		45				
		86	VOLODIN, Vasilij	RUS						46
		87	NENAD, Martinis	SWE		47				
		88	GABRIJELCIC, Promoz	SLO	47					
		89	KAUFMANN, Soeren	GER						48
		90	CHAN, Dia Can	CHN		48				
		91	HEWITT Thomas	CAN						49
		92	KOLOMIETS, Vitaliy	UKR		49				
		93	TSAKMAKIS, Chrystos	GRE						50
		94	VAROTTO, Mattia	ITA						51
		95	PAPAZOV, Robert	MKD						52
		96	ZHURAVEL, Andrii	UKR		53				

ICF CANOE/KAYAK SLALOM RACING
WORLD-CUP 2002
Category C-2 Men


 ICF Canoe/Kayak Slalom Racing WORLD-CUP 2002 - C2-Men					Heats	14	31	1	1	1
					Semi	10	30	10	10	10
					Final	10	10	10	10	10
Points	SARNA, Piotr	POCHWALA, Marcin	POL							
	Name front	Name back	Nation	Guangzhou	Augsburg	Tacen	Prague	Macaé		
1	60	HOCHSCHORNER, Peter	HOCHSCHORNER, Pavol	SVK	1	1				
2	50	WALTER, Kai	HENZE, Frank	GER	2	2				
3	35	EHRENBERG, Andre	SENF, Michael	GER	3	7				
4	32	KUBAN, Milan	OLEJNIK, Marian	SVK	4	8				
5	27	LAUVERGNE, Alexandre	FOUQUET, Nathanael	FRA	5	11				
6	21	BRAUD, Martin	FORGIT, Cedric	FRA	6	17				
7	20	QUEMERAIS, Philippe	LE PENNEC, Yann	FRA	8	15				
7	20	SIMON, Kay	SIMON, Robby	GER		3				
9	18	CHEN, Fubin	YANG, Shuwei	CHN	9	28				
9	18	TAYLOR, Matt	JACOBI, Joe	USA		4				
11	17	WANG, Zai	TIAN, Qing	CHN	10	29				
11	17	BOWMAN, Stuart	SMITH, Nick	GBR		5				
13	16	WOLF, Jaroslav	STEPANEK, Ondrej	CZE		6				
14	15	SUN, Yelong	MO, Bin	CHN	7					
15	13	JIRAS, Marek	MADER, Tomas	CZE		9				
16	12	POSPISIL, Jaroslav	POLLERT, Jaroslav	CZE		10				
17	9	BURT, Alex	NICOLL, Andy	GBR	13	14				
17	9	HRIC, Pavol	VAJS, Roman	SVK		12				
19	8	VLADAR, Daniel	VLADAR, Marek	CZE		13				
20	7	SWOBODA, Kai	FARRANCE, Andrew	AUS	12	24				
20	7	LUQUET, Pierre	LUQUET, Christophe	FRA	14	19				
22	5	RODEN, James	RODEN, Andrew	GBR		23				
22	5	GREEN, Phillip	GREEN, Steven	GBR		22				
22	5	Moeller, Karsten	SCHERZER, Enrico	GER		16				
22	5	MASOERO, Erik	BENETTI, Andrea	ITA		21				
22	5	WOJS, Andrzej	MORDARSKI, Slawomir	POL		30				
22	5	WRZOSEK, Dariusz	KRUCZEK, Bartlomiej	POL		20				
22	5	MICZEK, Jaroslaw	SEKULA, Wojciech	POL		18				
22	5	SOSKA, Lubos	SOSKA, Peter	SVK		27				
22	5	McCLESKY, Scott	HEPP, David	USA		26				
22	5	BABCOCK, Frank	LARIMER, Jeff	USA		25				
32	2	YANG, Jieliang	LI, Lei	CHN	11					


1- 30; 2-25; 3-20; 4-18; 5-17;6-16; 7-15; 8-14; 9-13; 10-12;
semi-final 11-10; 12-9; 13-8; 14-7;15-6 all other 5,
all that do not qualify for semi-final 2.
DNF(999)- 1 , DSQ- and DNS- 0

	62	149	Canoe/Kayak Slalom Racing		1	2	3	4	5
	Total -	Rank	ICF World-Ranking K-1 Men		2001.3	2001.4	2001.5	2002.1	2002.2
Pos.	Points	all	Competitor	nation	Augsburg	Prague	Wausau	Guangzhou	Augsburg
1	4	1	SCHMIDT, Thomas	GER	1	2	1		2
2	8	2	OBLINGER, Helmut	AUT	3	4	5	1	10
3	12	3	LEFEVRE, Fabien	FRA		15	2	9	1
4	13	4	FORD, David	CAN	22	3	7	3	16
5	19	5	BROWN, Anthony	GBR	7		6		6
6	21	6	BECKER, Thomas	GER	16	6	11	4	20
7	22	7	KURT, Michael	SUI	5	81	25	6	11
8	22	8	KOBES, Tomas	CZE	27	1	9		12
9	22	9	KRALJ, Dejan	SLO	9	10	3	17	34
10	26	10	PESCHIER, Benoit	FRA	31		20	2	4
11	27	11	CIBAK, Peter	SVK	11	8	8		13
12	32	12	MONIER, Thomas	FRA	13			5	14
13	37	13	SUCHANEK, Claus	GER			27	7	3
14	37	14	KUDER, Ales	SLO	8	17	12		25
15	45	15	WILKIE, John	AUS	18	76	16	11	64
16	50	16	MORRISON, Tim	GBR	24		18	8	
17	52	17	FERRAZZI, Pierpaolo	ITA	2	11			39
18	55	18	BRAAT, Floris	NED	15	27	14		26
19	63	19	OROKOCKY, Rado	SVK	42	12			9
20	68	20	PRSKAVEC, Jiri	CZE	17	7			44
21	70	21	WALSH, Campbell	GBR	26		21		23
22	71	22	LECHELMAYR, Christian	GER	21	16	34		
23	72	23	GLUCKS, Andrej	CRO	51	80	22	15	35
24	75	24	HEYL, Brett	USA	40	20	23		32
25	79	25	ODD, Sam	NED	6	54	19		76
26	81	26	PARSONS, Scott	USA		64	10		7
27	81	27	TERDIC, Miha	SLO	12		26		43
28	85	28	RHEINISCH, Eoin	IRL	23	29			33
29	87	29	RHEINISCH, Aidan	IRL	43	33	33		21
30	87	30	JOANMARTI SANTIAGO , Carles	ESP	36	23			28
31	93	31	HOLROYD, Mike	CAN	28	30	35		36
32	99	32	COSTA, Luca	ITA	39	42			18
33	99	33	MOSIMANN, Beat	SUI	34	48	36		29
34	100	34	KOOPMANS, Guido	NED	44	32	24		
35	103	35	BACKHOUSE, David	NED	49	25	29		54
36	108	36	DRAPER, Warwick	AUS			38	10	60
37	109	37	CAFFREY, Neil	IRL	83	26	37		46
38	114	38	MOSIMANN, Thomas	SUI	57	79	30		27

Points = the best three races of five.
 Place 1 = 1 point, 2 = 2 and so on.

If the Total-Points are the same,
 then consulted the last competition,
 then the competition before and so on.


	62	149	Canoe/Kayak Slalom Racing		1	2	3	4	5
	Total -	Rank	ICF World-Ranking K-1 Men		2001.3	2001.4	2001.5	2002.1	2002.2
Pos.	Points	all	Competitor	nation	Augsburg	Prague	Wausau	Guangzhou	Augsburg
39	114	39	MILNE, Lachlan	AUS			31	12	71
40	116	40	HELLBERG, Marten	SWE	47	50			19
41	123	41	BRAUNLICH, Kurt	USA	55	36	32		
42	124	42	NATHESSNIG, Herwig	AUT	60	35	39		50
43	130	43	KRIESINGER, Ingo	LUX	45	38			47
44	133	44	KING, Anton	AUS	63	49		21	70
45	136	45	PONTAROLLO, Matteo	ITA	37	43			56
46	143	46	DAVIS, Nathan	CAN	90	55	40		48
47	146	47	ZABALETA MUNDUATE, Urko	ESP	53	40			53
48	159	48	ANDO, Taro	JPN	68	73		18	86
49	163	49	SASAKI, Tsubasa	JPN	79	61		23	
50	165	50	SAJBIDOR, Jan	SVK	38	89			38
51	172	51	EPLINGER, Alexander	AUT	50	70			52
52	175	52	MEEHAN, Jared	NZL	80	57	43		75
53	181	53	MULIC, Dinko	BIH	56	84	41		
54	183	54	BEAKES, Jason	USA	58	45			80
55	191	55	SYRJÄLÄINEN, Petri	FIN	66	53			72
56	193	56	TAKAGI, Nobunhisa	JPN	75	59			59
57	197	57	DUJMIC, Boris	CRO	69	47			81
58	211	58	LIDSTROEM, Bo-Marcus	SWE	65	69			77
59	219	59	DOVNAR, Ruslan	BLR	74	71			74
60	228	60	BENEMARK, Ola	SWE	84	87			57
61	236	61	VARIS, Kalle	FIN	77	74			85
62	240	62	GOLOVACHENKO, Sergey	BLR	86	92			62
		63	RICKERT, Christian	GER	4	14			
		64	BURTZ, Laurent	FRA	10		15		
		65	BARES, Vojtech	CZE	19	9			
		66	RATCLIFFE, Paul	GBR	25		4		
		67	KOBES, Jan	CZE	13	19			
		68	BILLAUD, Julien	FRA		13	28		
		69	NOLIMAL, Andrej	SLO	32		13		
		70	GIDDENS, Eric	USA			17		31
		71	PALLUD, Romaud	FRA				16	40
		72	DIEZ CANEDO, Guillermo	ESP	35	24			
		73	NAGY, Peter	SVK	33	34			
		74	POPIS, Przemyslaw	POL	41	31			
		75	MAJERCZAK, Michal	POL	29	46			
		76	LIN, Yanwen	CHN		60		20	

	62	149	Canoe/Kayak Slalom Racing		1	2	3	4	5
	Total -	Rank	ICF World-Ranking K-1 Men		2001.3	2001.4	2001.5	2002.1	2002.2
Pos.	Points	all	Competitor	nation	Augsburg	Prague	Wausau	Guangzhou	Augsburg
		77	SINKKONEN, Veli-Matti	FIN	61	22			
		78	ZHOU, Xino Zhong	CHN	73			14	
		79	LIN, Xiong Yi	CHN	70			24	
		80	PUTZEYS, Christophe	BEL	46	51			
		81	HUDETZ, Harald	AUT			44		55
		82	STOTT, Etienne	GBR		39			61
		83	POPIELA, Darek	AUT	64	37			
		84	CHABAKIN, Mikhail	RUS		44			58
		85	LAZZAROTTO, Enrico	ITA	30	78			
		86	AUSTIN, Kevin	NZL	62	58			
		87	BOHNENBLUST, Saemi	SUI	67	56			
		88	KODELJA, VROS	SLO		83			42
		89	WALKLEY, Ben	NZL			46		82
		90	HIRVONEN, Jonne	FIN	71	62			
		91	AGUENKO, Mikhail	RUS		67			69
		92	McINTOSH, Cameron	RSA	76				66
		93	NIKOLOVSKI, Atanas	MKD	82				63
		94	PARKER, Robert	AUS	59	86			
		95	LAWREY, Daniel	NZL	85	68			
		96	BRADAO, Ricardo	POR	81	72			
		97	KELSO, Anthony	CAN	78	77			
		98	NIKOLOPOULOS, Alexandros	GRE	91				79
		99	CERQUEIRA, Edegar	POR	88	90			
		100	AZEVEDO, Rafael	POR	89	91			
		101	RAAB, Ondrej	CZE					5
		102	JACKSON, Simon	GBR		5			
		103	OISVEJC, Ivan	CZE					8
		104	JOHNSTONE, Donald	NZL				13	
		105	ARAKAMA MENDIOLA, Esteban	ESP					15
		106	CIPRESS, Stefano	ITA					17
		107	BAILLON, Nicolas	FRA		18			
		108	LV, Xianhong	CHN				19	
		109	CHEUTIN, Jean-Yves	FRA	20				
		110	KAUZER, Peter	SLO		21			
		111	ROETHENMUND, Mathias	SUI					22
		112	YAMANAKA, Syuji	JPN				22	
		113	DOERFLER, Fabian	GER					23
		114	DAWSON, James	NZL				25	

Points = the best three races of five.
 Place 1 = 1 point, 2 = 2 and so on.

If the Total-Points are the same,
 then consulted the last competition,
 then the competition before and so on.

ICF
SLALOM WORLD RANKING
K1-Men

	62	149	Canoe/Kayak Slalom Racing		1	2	3	4	5
	Total -	Rank	ICF World-Ranking K-1 Men		2001.3	2001.4	2001.5	2002.1	2002.2
Pos.	Points	all	Competitor	nation	Augsburg	Prague	Wausau	Guangzhou	Augsburg
		115	JONES, Vaughan	NZL				26	
		116	DEKARCZYK, Julien	FRA		28			
		117	MRAZ, Tomas	SVK					30
		118	VISSEUR, Venceslas	BEL					36
		119	SIVODRA, Stanislav	RUS					41
		120	BAILLIE, Tim	GBR		41			
		121	HAMILTON, Corey	CAN			42		
		122	SELBACH, Gustavo	BRA					45
		123	STAMP, Andrew	AUS			45		
		124	POPOVSKI, Lazar	MKD	48				
		125	MEDON, Piotr	POL					49
		126	KASIMAR, Anatolij	RUS					51
		127	PURSAK, Piotr	POL		52			
		128	BELLAFIORE, Mark	AUS	52				
		129	GELTMAN, Loid	USA	54				
		130	PRETTY, Wayne	NZL		63			
		131	SATO, Shumpei	JPN					65
		132	MALYOVANY, Oleksandr	UKR		65			
		133	KAZANCEV, Igor	RUS		66			
		134	LEVESQUE, Pierre	CAN					67
		135	SURGANOVIC, Emir	BIH					68
		136	YUGNICKEL, Mark	NZL	72				
		137	LAUDER, Bradley	NZL					73
		138	PROKOPENKO, Dmytro	UKR		75			
		139	NACEV, Sasko	MKD					78
		140	KARAVAYEV, Yuriy	UKR		82			
		141	AHLMARK, Erik	SWE					83
		142	THOMSON, Dylan	NZL					84
		143	BUCKLEY, Neil	GBR		85			
		144	DIMITRIOU, Alexandros	GRE					87
		145	COESTER, Jean-Christophe	GRE	87				
		146	POLITAKYS, Georgios	GRE					88
		147	SHU, Yong	CHN		88			
		148	FROLIK, Martin	GRE					89
		149	PETKEVICH, Minail	BLR					90
		150	BARBAPESOS, Spiros	GRE	92				

Points = the best three races of five.
 Place 1 = 1 point, 2 = 2 and so on.

If the Total-Points are the same,
 then consulted the last competition,
 then the competition before and so on.