



**EUROPEAN JUNIOR AND UNDER 23
SLALOM CHAMPIONSHIPS
SEPTEMBER 10 – 12, 2004 KRAKÓW – POLAND**



16:07:54

[AD]

K-1 WOMEN qualification

- HOME
- MAIN
- INFORMATION
- FORMS
- COUNTRIES
- COMPETITORS
- RESULTS
 - Qualifications
 - K-1 Women
 - K-1 Men
 - C-1
 - C-2
 - Semifinal
 - Final
 - Team
 - RANKING

JUNIORS

place	country	start number	name	time	penal	sub total	total	differ
1	 AUT	72	KUCHNLE Corinna	107,28	0	107,28	215,63	
				106,35	2	108,35		
2	 GER	75	KALUZA Gina	107,67	0	107,67	215,89	0,26
				108,22	0	108,22		
3	 GER	74	FRAUENRATH Katja	109,18	0	109,18	219,55	3,92
				110,37	0	110,37		
4	 CZE	76	SLOVAKOVA Petra	109,53	2	111,53	219,78	4,15
				106,25	2	108,25		
	 FRA	70	LAFONT Marie-Zelia	111,44	2	113,44	225,09	9,46

<http://www.pzkaj.pl/slalom/results/k1wq.html>

11.09.2004

5	 FRA			111,65	0	111,65		
6	 CZE	68	VYBIRALOVA Zuzana	113,19	2	115,19	228,08	12,45
				112,89	0	112,89		
7	 CZE	48	BLAZKOVA Sarka	113,67	0	113,67	229,85	14,22
				114,18	2	116,18		
8	 SVK	63	DUKATOWA Eva	113,04	4	117,04	229,96	14,33
				110,92	2	112,92		
9	 SLO	54	PUHA Kaja	115,02	0	115,02	230,04	14,41
				113,02	2	115,02		
10	 POL	61	PACIERPNIK Natalia	114,59	0	114,59	232,06	16,43
				115,47	2	117,47		
11	 SLO	65	MOZETIC Nika	114,64	0	114,64	232,56	16,93
				115,92	2	117,92		
12	 GBR	50	CAESER Heather	117,35	0	117,35	232,95	17,32
				115,60	0	115,60		
13	 GBR	58	NEAVE Lizzie	118,13	2	120,13	233,06	17,43
				112,93	0	112,93		
14	 ITA	67	COAN Andrea	117,90	0	117,90	233,23	17,56

<http://www.pzkaj.pl/slalom/results/k1wq.html>

11.09.2004

				115,33	0	115,33		
15		64	KRAGELJ Ursa	115,83	0	115,83	234,09	18,46
				114,26	4	118,26		
16		44	SCHMID Julia	115,58	0	115,58	234,78	19,15
				115,2	4	119,2		
17		71	GRIMM Michaela	108,60	2	110,60	235,49	19,86
				120,89	4	124,89		
18		57	DUDEK Alicja	117,42	2	119,42	236,17	20,54
				116,75	0	116,75		
19		69	VENET Elisa	113,23	0	113,23	237,07	21,44
				117,84	6	123,84		
20		66	POCARD Carole	116,71	2	118,71	237,73	22,10
				117,02	2	119,02		
21		56	KLIMANOVA Ekaterina	116,84	2	118,84	237,85	22,22
				117,01	2	119,01		
22		51	RYBANSKA Zuzana	118,86	2	120,86	241,85	26,22
				120,99	0	120,99		
23		55	BYRNE-SUTTON Olivia	119,47	2	121,47	242,02	26,39
				120,55	0	120,55		





<http://www.pzkaj.pl/slalom/results/k1wq.html>

11.09.2004

24		53	ODORICO Manola	120,95	0	120,95	243,08	27,45
				120,13	2	122,13		
25		52	RIZZARDI Sara	123,29	0	123,29	244,41	28,78
				119,12	2	121,12		
26		73	DĄBROWSKA Magdalena	124,18	0	124,18	244,45	28,82
				118,27	2	120,27		
27		45	US Olena	123,47	4	127,47	246,53	30,90
				117,06	2	119,06		
28		60	MACOVA Katarina	120,91	2	122,91	247,31	31,68
				116,40	8	124,40		
29		59	BRIGHT Julie	125,08	0	125,08	249,92	34,29
				120,84	4	124,84		
30		49	DURUZ Priscille	128,23	2	130,23	257,23	41,60
				127	0	127		
31		43	ZELENKO Yulia	134,55	4	138,55	271,40	55,77
				132,85	0	132,85		
32		41	ISMAILAVE Sevinch	133,36	4	137,36	278,25	62,62
				138,89	2	140,89		

<http://www.pzkaj.pl/slalom/results/k1wq.html>

11.09.2004

33	 LAT	40	DEGLE Dana	146,66	4	150,66	304,16	88,53
				149,5	4	153,5		
34	 SWE	46	OHRSTROM Camila	149,54	4	153,54	310,29	94,66
				152,75	4	156,75		
35	 RUS	47	GENZE Vera	130,59	56	186,59	324,02	108,39
				131,43	6	137,43		
36	 LTU	42	VITKAUSKAITE Jurate	210,94	16	226,94	539,86	324,23
				156,92	156	312,92		

UNDER 23

place	country	start number	name	time	penal	sub total	total	differ
1	 SVK	127	DUKATOVA Jana	104,32	2	106,32	210,61	
				102,29	2	104,29		
2	 GBR	120	PATRICK Michelle	106,40	0	106,40	212,94	2,33
				106,54	0	106,54		
3	 CZE	136	RIHOSKOVA Marie	106,93	0	106,93	213,02	2,41
				106,09	0	106,09		
4	 GBR	135	PENNIE Fiona	105,82	0	105,82	213,08	2,47

<http://www.pzkaj.pl/slalom/results/k1wq.html>

11.09.2004

				105,26	2	107,26		
5	 SVK	123	BENUSOVA Dana	105,39	4	109,39	214,72	4,11
				103,33	2	105,33		
6	 ESP	121	CHOURRAUT Maialen	106,12	0	106,12	216,48	5,87
				106,36	4	110,36		
7	 GBR	131	HARROWER Claire	110,11	0	110,11	217,86	7,25
				107,75	0	107,75		
8	 FRA	128	TORNARE Nelly	110,51	0	110,51	218,29	7,68
				105,78	2	107,78		
9	 RUS	117	KHARITONOVA Marta	110,36	0	110,36	218,76	8,15
				108,40	0	108,40		
10	 SLO	129	MOZETIC Nina	109,06	0	109,06	219,42	8,81
				108,36	2	110,36		
11	 GER	111	EWALD Nina	110,42	0	110,42	220,68	10,07
				110,26	0	110,26		
12	 POL	132	MILCZAREK Małgorzata	107,13	4	111,13	221,27	10,66
				108,14	2	110,14		
13	 CZE	130	HOSKOVA Katerina	108,96	0	108,96	221,89	11,28
				110,93	2	112,93		

<http://www.pzkaj.pl/slalom/results/k1wq.html>

11.09.2004

14	 RUS	115	PEROWA Aleksandra	108,28	6	114,28	222,27	11,66
				105,99	2	107,99		
15	 GER	122	FRAUENRATH Heike	110,15	0	110,15	223,80	13,19
				111,65	2	113,65		
16	 FRA	134	TORNANE Alice	111,67	2	113,67	224,76	14,15
				109,09	2	111,09		
17	 GER	126	VOLKE Katharina	112,45	2	114,45	229,32	18,71
				112,87	2	114,87		
18	 FRA	133	BOMBOY Alice	113,83	2	115,83	230,92	20,31
				115,09	0	115,09		
19	 GRE	113	FEREKIDI Maria	116,46	0	116,46	231,79	21,18
				113,33	2	115,33		
20	 CZE	116	PINKAVOVA Marta	115,85	0	115,85	234,34	23,73
				116,49	2	118,49		
21	 NED	112	NIBBELING Nicky	116,26	2	118,26	234,66	24,05
				114,40	2	116,40		
22	 RUS	114	PLATONOVA Svetlana	118,73	2	120,73	237,32	26,71
				116,59	0	116,59		

<http://www.pzkaj.pl/slalom/results/k1wq.html>

11.09.2004

23	 SVK	119	ZERENOVA Anna	117,76	6	123,76	237,99	27,38
				112,23	2	114,23		
24	 POL	124	NOSAL Agnieszka	117,94	4	121,94	241,62	31,01
				115,68	4	119,68		
25	 POL	125	KIN Elżbieta	120,89	4	124,89	242,51	31,90
				115,62	2	117,62		
26	 ITA	118	PRENDIN Angela-Luisa	121,8	2	123,8	245,04	34,43
				119,24	2	121,24		

Copyright C 1998-2004 PCF . All rights reserved.

4035 



**EUROPEAN JUNIOR AND UNDER 23
SLALOM CHAMPIONSHIPS
SEPTEMBER 10 – 12, 2004 KRAKÓW – POLAND**







16:08:49

[AD]

- HOME
- MAIN
- INFORMATION
- FORMS
- COUNTRIES
- COMPETITORS
- RESULTS
 - Qualifications
 - K-1 Women
 - K-1 Men
 - C-1
 - C-2
 - Semifinal
 - Final
 - Team
- RANKING

C-1 qualification

JUNIORS

place	country	start number	name	time	penal	sub total	total	differ
1	 GRE	1	TSAKMAKIS Christos	101,89	0	101,89	207,43	
				103,54	2	105,54		
2	 SVK	2	BATIK Jan	103,43	4	107,43	210,57	3,14
				103,14	0	103,14		
3	 SVK	4	HAJDU Peter	105,98	2	107,98	211,98	4,55
				104	0	104		
4	 CZE	5	SUCHY Matej	104,7	0	104,7	212,97	5,54
				104,27	4	108,27		
	 POL	6	BARTOS Dawid	104,03	2	106,03	213,52	6,09

<http://www.pzkaj.pl/slalom/results/c1q.html>

11.09.2004

5	 POL			107,49	0	107,49		
6	 ESP	7	ELOSEGUI Ander	107,26	2	109,26	214,42	6,99
				105,16	0	105,16		
7	 SVK	8	BENUS Matej	103,76	2	105,76	215,37	7,94
				105,61	4	109,61		
8	 SLO	9	KULOVEC Aljaz	109,04	2	111,04	217,04	9,61
				106	0	106		
9	 CZE	10	KARASEK Petr	107,07	0	107,07	217,58	10,15
				106,51	4	110,51		
10	 FRA	11	GOUELLO Jeremy	108,06	2	110,06	217,86	10,43
				105,8	2	107,8		
11	 CZE	12	JANE Michal	106,26	2	108,26	219,42	11,92
				105,16	6	111,16		
12	 LAT	13	RULLIS Kirjanis	108,89	0	108,89	220,44	13,01
				109,55	2	111,55		
13	 FRA	14	GARGAUT Denis	105,72	2	107,72	220,76	13,33
				109,04	4	113,04		
14	 POL	15	HEDWIG Grzegorz	113,41	2	115,41	221,60	14,17


<http://www.pzkaj.pl/slalom/results/c1q.html>

11.09.2004

				106,19	0	106,19		
15	 GER	16	MAHNERT Markus	109,94	2	111,94	222,18	14,75
				110,24	0	110,24		
16	 RUS	17	BIZYAEV Pavel	111,31	2	113,31	223,16	15,73
				107,85	2	109,85		
17	 SLO	18	SAVSEK Benjamin	106,01	8	114,01	223,18	15,75
				105,17	4	109,17		
18	 UKR	19	MUSEVYCH Vadym	112,68	2	114,68	223,46	16,03
				108,78	0	108,78		
19	 RUS	20	NOVIKOV Stepan	110,56	0	110,56	224,36	16,93
				111,8	2	113,8		
20	 CRO	21	GLUMAC Goran	112,11	2	114,11	225,52	18,09
				111,41	0	111,41		
21	 GER	22	MASSALSKI Riko	111,92	8	119,92	227,45	20,02
				107,53	0	107,53		
22	 GBR	23	BUGGY Daniel	111,44	0	111,44	228,58	21,15
				113,14	4	117,14		
23	 FRA	24	LE RUYET Edern	111,54	4	115,54	229,06	21,63
				111,52	2	113,52		

<http://www.pzkaj.pl/slalom/results/c1q.html>

11.09.2004



24	 CRO	25	MIKSA Marko	111,56	4	115,56	229,22	21,79
				109,66	4	113,66		
25	 ITA	26	LEONE Roberto	110,54	2	112,54	229,83	22,40
				111,29	6	117,29		
26	 POL	27	SZEWCZYK Mikołaj	113,78	4	117,78	230,31	22,88
				110,53	2	112,53		
27	 GER	28	NEILBECKER Paskal	112,18	2	114,18	231,46	24,03
				113,28	4	117,28		
28	 BLR	29	TRATSIK Viktar	116,82	4	120,82	242,86	35,43
				118,04	4	122,04		
29	 UKR	30	MUSEVYCH Viktor	119,95	2	121,95	247,81	40,38
				123,86	2	125,86		
30	 GBR	31	SCOTT Toby	117,54	10	127,54	249,86	42,43
				116,32	6	122,32		
31	 RUS	32	OBRAZTSOV Maxim	132,76	4	136,76	251,60	44,17
				112,84	2	114,84		
32	 LAT	33	OZOLS Kriss	130,49	4	134,49	253,55	46,12
				117,06	2	119,06		










<http://www.pzkaj.pl/slalom/results/c1q.html>

11.09.2004

33	 SLO	34	ZVER Marcel	120	4	124	256,86	49,43
				126,86	6	132,86		
34	 GBR	35	PROCTOR Mark	107,76	52	159,76	269,29	61,86
				109,53	0	109,53		
35	 UKR	36	DENYSYUK Dmytro	110,56	54	164,56	272,5	65,07
				107,94	0	107,94		
36	 CRO	37	SALOMON Sinsa	116,26	54	170,26	285,78	78,35
				113,52	2	115,52		
37	 LAT	38	MEZALS Matis	DNF	52	999	1151,85	944,42
				148,85	4	152,86		
	 MKD	39	BUZAROVSKI Spiro	DNS	0	9999,99	20000	19792,57
				DNS	0	9999,99		

UNDER 23

place	country	start number	name	time	penal	sub total	total	differ
1	 GER	108	BENZIEN Jan	99,65	2	101,65	197,65	
				96	0	96		
2	 POL	96	WÓJS Grzegorz	99,46	0	99,46	198,73	1,08

				99,27	0	99,27		
3	 GBR	98	FLORENCE David	101,32	0	101,32	200,39	2,74
				99,07	0	99,07		
4	 SVK	109	SLAFKOVSKY Alexander	99,57	2	101,57	201	3,35
				99,43	0	99,43		
5	 FRA	97	DEGUIL Eric	100,83	0	100,83	203,67	6,02
				100,84	2	102,84		
6	 CZE	106	GIBAS Vitezslav	103,17	0	103,17	204,60	6,95
				101,43	0	101,43		
7	 FRA	101	CHEVRIER Herve	102,65	2	104,65	204,77	7,12
				100,12	0	100,12		
8	 GBR	79	MARSHALL Adam	102,98	0	102,98	204,89	7,24
				101,91	0	101,91		
9	 GBR	92	GODDAR Daniel	100,91	4	104,91	205,91	8,26
				101	0	101		
10	 GER	107	HOFFMANN Lukas	102,29	2	104,29	206,26	8,61
				101,97	0	101,97		
11	 POL	104	SUPOWICZ Krzysztof	99,96	4	103,96	206,39	8,74
				102,43	0	102,43		

12	 SLO	102	ZAKRAJSEK Jost	104,65	0	104,65	207,44	9,79
				102,79	0	102,79		
13	 FRA	93	LABARELLE Pierre	99,57	2	101,57	207,92	10,27
				100,35	6	106,35		
14	 SVK	100	KUCERA Tomas	103,66	2	105,66	208,38	10,73
				102,72	0	102,72		
15	 RUS	87	BONDAR Alexander	105,82	0	105,82	208,71	11,06
				102,89	0	102,89		
16	 RUS	89	LIPATOV Alexander	101,82	4	105,82	208,83	11,18
				101,01	2	103,01		
17	 AUT	77	FUCHS Leopold	102,22	2	104,22	208,89	11,24
				102,67	2	104,67		
18	 GER	91	BECK Florian	102,51	4	106,51	208,98	11,34
				102,47	0	102,47		
19	 POL	94	KILJANEK Grzegorz	103,15	0	103,15	210,07	12,42
				106,92	0	106,92		
20	 CZE	103	HRADILEK Vaclav	105,63	0	105,63	211,43	13,78
				105,8	0	105,8		

<http://www.pzkaj.pl/slalom/results/c1q.html>

11.09.2004

21	 SUI	105	SCHIRMANN Alain	108,42	0	108,42	212,22	14,57
				103,8	0	103,8		
22	 ITA	90	FINA Fulvio	103,25	4	107,25	213,84	16,19
				102,59	4	106,59		
23	 SLO	82	MIHELIC Marko	105,95	0	105,95	214,76	17,11
				104,81	4	108,81		
24	 RUS	84	TIMAKOV Dmitri	104,18	2	106,18	215,28	17,63
				105,10	4	109,10		
25	 CZE	95	CHOD David	108,54	2	110,54	216,60	18,95
				106,06	0	106,06		
26	 SVK	99	ROZMUS Karol	108,06	2	110,06	218,01	20,36
				105,95	2	107,95		
27	 BLR	85	KAZAK Aliaksandr	109,91	0	109,91	225,11	27,46
				111,2	4	115,2		
28	 SLO	88	JAMSEK Igor	110,15	4	114,15	231,32	33,67
				109,17	8	117,17		
29	 UKR	83	KRESTINSKIY Oleksandr	113,7	4	117,7	233,95	36,30
				112,25	4	116,25		

<http://www.pzkaj.pl/slalom/results/c1q.html>

11.09.2004

30	 ITA	86	WALKER Timothy	112,96	6	118,96	234,04	36,39
				111,08	4	115,08		
31	 CRO	249	SVEN Miroslav	113,08	4	117,08	236,18	38,53
				117,10	2	119,10		
32	 CRO	78	FORKO Vedran	121,62	2	123,62	247,81	50,16
				124,19	0	124,19		
	 MDA	80	STEPANOV Andrei	DNS	0	9999,99	20000	19792,57
				DNS	0	9999,99		

Copyright C 1998-2004 PCF . All rights reserved.



<http://www.pzkaj.pl/slalom/results/c1q.html>

11.09.2004



**EUROPEAN JUNIOR AND UNDER 23
SLALOM CHAMPIONSHIPS
SEPTEMBER 10 – 12, 2004 KRAKÓW – POLAND**







16:09:09

[AD]

K-1 MEN qualification

JUNIORS

- HOME
- MAIN
- INFORMATION
- FORMS
- COUNTRIES
- COMPETITORS
- RESULTS
 - Qualifications
 - K-1 Women
 - K-1 Men
 - C-1
 - C-2
 - Semifinal
 - Final
 - Team
- RANKING

place	country	start number	name	time	penal	sub total	total	differ
1	 CZE	204	BUCHTEL Michal	98,12	2	100,12	196,83	
				96,71	0	96,71		
2	 CZE	205	HRADILEK Vavrinec	99,65	0	99,65	197,21	0,38
				97,56	0	97,56		
3	 POL	208	POLACZYK Henryk	98,42	0	98,42	197,75	0,92
				97,33	2	99,33		
4	 CZE	203	HILGERT Lubos	99,52	0	99,52	198,44	1,61
				98,92	0	98,92		
	 POL	198	POLACZYK Mateusz	101,46	2	103,46	200,86	4,03

<http://www.pzkaj.pl/slalom/results/k1mq.html>

11.09.2004

5				97,40	0	97,40		
6		199	NEVEU Boris	99,51	0	99,51	202,96	6,13
				101,45	2	103,45		
7		184	ARTELJ Simon	101,42	0	101,42	203,17	6,34
				101,75	0	101,75		
8		192	LOCMELIS Martins	101,65	0	101,65	203,36	6,53
				99,71	2	101,71		
9		191	VOSKOBOYNIKOV Egor	99,62	2	101,62	203,40	6,57
				99,78	2	101,78		
10		188	GUYON Michael	101,09	0	101,09	203,43	6,60
				102,34	0	102,34		
11		206	SCHUBERT Sebastian	102,36	0	102,36	204,56	7,73
				100,2	2	102,2		
12		193	KUNHART Matus	101,86	0	101,86	204,63	7,80
				100,77	2	102,77		
13		178	RAIBA Omar	103,71	0	103,71	205,01	8,18
				101,3	0	101,3		
14		196	DE GENARRO Riccardo	101,67	0	101,67	205,10	8,27

<http://www.pzkaj.pl/slalom/results/k1mq.html>

11.09.2004

				99,43	4	103,43		
15		207	PERNREITER Max	102,39	0	102,39	205,15	8,32
				102,76	0	102,76		
16		190	JANCEK Lubomir	103,34	0	103,34	205,28	8,45
				101,94	0	101,94		
17		189	CAMPORESI Pietro	102,64	0	102,64	206,49	9,66
				101,85	2	103,85		
18		202	HERNANZ Samuel	102,06	0	102,06	206,63	9,80
				102,57	2	104,57		
19		169	LUSCHER Moritz	101,88	2	103,88	207,71	10,88
				101,83	2	103,83		
20		187	STEVENSON Nathan	102,66	2	104,66	207,80	10,97
				103,14	0	103,14		
21		170	KRAUS Jurgen	103,82	0	103,82	208,08	11,25
				102,26	2	104,26		
22		201	KANISCAK Kamil	103,92	2	105,92	208,47	11,64
				102,55	0	102,55		
23		197	MARSHALL Andrew	101,49	0	101,49	211,56	14,73
				106,07	4	110,07		

<http://www.pzkaj.pl/slalom/results/k1mq.html>

11.09.2004

24	 SUI	180	CHABBEY Adrien	106,06	0	106,06	212,95	16,12
				106,89	0	106,89		
25	 AUT	283	EPLINGER Christoph	108,34	0	108,34	214,5	17,67
				104,16	2	106,16		
26	 GBR	195	KAY Edward	106,98	2	108,98	214,56	17,73
				103,58	2	105,58		
27	 UKR	163	KIYACHYN Vadim	105,64	2	107,64	215,04	18,21
				107,40	0	107,40		
28	 NED	185	THEINER Willem	107,47	2	109,47	215,25	18,42
				105,78	0	105,78		
29	 UKR	183	FESHCHENKO Vadim	104,74	4	108,74	215,53	18,70
				106,79	0	106,79		
30	 SLO	200	BOROVINSKY Gregor	104,86	0	104,86	217,33	20,5
				104,47	8	112,47		
31	 UKR	173	ANDRUSHCHENKO Fedir	108,82	2	110,82	218,53	21,70
				107,71	0	107,71		
32	 NED	161	WESSELINK Bas	108,46	2	110,46	219,21	22,38
				106,75	2	108,75		

<http://www.pzkaj.pl/slalom/results/k1mq.html>

11.09.2004

33	 SWE	160	NORDGREN Niklas	108,35	4	112,35	220,73	23,90
				108,38	0	108,38		
34	 CRO	175	MALASIC Tibor	111,2	0	111,2	221,39	24,56
				110,19	0	110,19		
35	 SLO	182	TERCELJ Matic	108,86	0	108,86	222,19	25,36
				109,33	4	113,33		
36	 SWE	166	SPATHON Patrik	109,92	6	115,92	223,46	26,63
				105,54	2	107,54		
37	 RUS	194	TYAZKEVKIN Alexandre	103,37	2	105,37	223,53	26,70
				116,16	2	118,16		
38	 CRO	172	MRKOCI Marko	109,01	2	111,01	225,41	28,58
				112,40	2	114,40		
39	 SCG	165	PAVLOVIC Miroslav	109,15	4	113,15	227,07	30,24
				111,92	2	113,92		
40	 BLR	171	HALAVINSKI Dzmitry	112,85	4	116,85	230,08	33,25
				111,23	2	113,23		
41	 LTU	167	POCEVICIUS Gediminas	108,92	4	112,92	232,32	35,49
				117,40	2	119,40		






<http://www.pzkaj.pl/slalom/results/k1mq.html>

11.09.2004




42	 SWE	157	MORTBERG Tommy	111,82	4	115,82	234,78	37,95
				110,96	8	118,96		
43	 HUN	168	VINCZE Gabor	119,51	0	119,51	237,36	40,53
				117,85	0	117,85		
44	 LAT	158	FOMINS Aleksejs	115,43	2	117,43	238,47	41,64
				115,04	6	121,04		
45	 CRO	174	BALAZIC Goran	118,91	2	120,91	242,77	45,94
				117,86	4	121,86		
46	 LTU	155	SNIOKA Justinas	122,16	2	124,16	242,83	46
				112,67	6	118,67		
47	 LTU	159	ATMANAVICIUS Mantas	116,07	12	128,07	245	48,17
				110,93	6	116,93		
48	 POL	177	DUDZIŃSKI Łukasz	102,2	52	154,20	254,45	57,62
				100,25	0	100,25		
49	 BLR	156	LAURETSKI Aliaksandr	126,68	10	136,68	260,96	64,13
				122,28	2	124,28		
50	 SUI	176	LIENHARD Benoit	107,16	54	161,16	265,72	68,89
				104,56	0	104,56		
				108,64	52	160,64		

<http://www.pzkaj.pl/slalom/results/k1mq.html>

11.09.2004

51	 BLR	162	LUTAROVICH Dzmitry	107,42	0	107,42	268,06	71,23
52	 NED	186	ROEIOFS Mike	130,55	6	136,55	319,69	122,86
				125,14	58	183,14		
	 MDA	164	TALMACI Panel	DNS	0	9999,99	20000	19803,17
				DNS	0	9999,99		
	 MKD	179	SPASIK Ljubomir	DNS	0	9999,99	20000	19803,17
				DNS	0	9999,99		
	 MKD	181	BRAZANSKI Ognen	DNS	0	9999,99	20000	19803,17
				DNS	0	9999,99		

UNDER 23

place	country	start number	name	time	penal	sub total	total	differ
1	 SLO	267	KAUZER Peter	94,64	0	94,64	189,63	
				94,99	0	94,99		
2	 GER	281	PFANMOELLER Erik	95,81	0	95,81	192,31	2,68
				96,5	0	96,5		
3	 SVK	270	CIBAK Peter	94,13	2	96,13	193,13	3,50
				95	2	97		

<http://www.pzkaj.pl/slalom/results/k1mq.html>

11.09.2004

4	 GER	258	BARTEL Friedemann	98,06	0	98,06	193,28	3,65
				95,22	0	95,22		
5	 CZE	257	BENES Jindrich	98,37	0	98,37	194,56	4,93
				96,19	0	96,19		
6	 GBR	274	SWETNAM Huw	97,53	2	99,53	194,99	5,36
				95,46	0	95,46		
7	 NED	272	BACKHOUS David	97,38	0	97,38	195,29	5,66
				95,91	2	97,91		
8	 SLO	275	NOLIMAL Andrej	93,70	2	95,700	195,72	6,09
				98,02	2	100,02		
9	 SVK	250	DAMBORSKY Miroslav	96,86	4	100,86	196,44	6,81
				95,58	0	95,58		
10	 ITA	262	CIPRESSI Stefano	97,72	0	97,72	196,65	7,02
				98,93	0	98,94		
11	 CZE	280	KUBRICAN Lukas	98,97	0	98,97	196,74	7,11
				95,77	2	97,77		
12	 RUS	268	SHABAKIN Mikhail	97,71	2	99,71	196,86	7,23
				97,15	0	97,15		

<http://www.pzkaj.pl/slalom/results/k1mq.html>

11.09.2004

13	 FRA	271	BOURLIAUD Pierre	97,26	2	99,26	197,48	7,85
				96,22	2	98,22		
14	 ESP	241	DIEZ Ander	98,64	0	98,64	197,50	7,87
				98,86	0	98,86		
15	 ESP	273	DIEZ-CARNEGO Guillermo	99,82	0	99,82	197,57	7,94
				97,75	0	97,75		
16	 GER	277	DORFLER Fabian	96,91	2	98,91	197,74	8,11
				98,83	0	98,83		
17	 GBR	259	HOUNSLOW Richard	97,53	2	99,53	198,11	8,48
				96,58	2	98,58		
18	 AUT	269	NATMESSNIG Herwig	97,61	2	99,61	198,19	8,56
				96,58	2	98,58		
19	 AUT	264	EPLINGER Alexander	97,79	2	99,79	198,64	9,01
				98,85	0	98,85		
20	 FRA	282	MINVIELLE Loris	98,25	2	100,25	198,69	9,06
				98,44	0	98,44		
21	 ITA	237	PAOLINI Diego	100,13	2	102,13	198,72	9,09
				96,59	0	96,59		

<http://www.pzkaj.pl/slalom/results/k1mq.html>

11.09.2004

22	 SLO	266	MEGLIC Jure	98,49	0	98,49	199,50	9,87
				101,01	0	101,01		
23	 CZE	278	REJHA Jiri	98,45	2	100,45	199,80	10,17
				97,35	2	99,35		
24	 FRA	246	DOBY Mathieu	96,98	4	100,98	200,05	10,42
				97,07	2	99,07		
25	 SUI	255	BRON Cedric	99,40	0	99,40	200,31	10,68
				98,91	2	100,91		
26	 ESP	260	FERNANDEZ Aritz	99,56	0	99,56	200,67	11,04
				99,11	2	101,11		
27	 POL	263	MEĐOŃ Piotr	98,69	2	100,69	201,85	12,22
				99,16	2	101,16		
28	 ITA	252	APPODIA Matteo	98,48	2	100,48	202,55	12,92
				100,07	2	102,07		
29	 RUS	256	AGEENKO Mikhail	98,61	2	100,61	203,48	13,85
				98,88	4	102,87		
30	 GBR	276	HADFIELD Andrew	100,21	0	100,21	203,67	14,04
				99,46	4	103,46		
				99,66	2	101,66		


<http://www.pzkaj.pl/slalom/results/k1mq.html>

11.09.2004

31	 NED	253	BOUTEN Robert	98,88	4	102,88	204,54	14,91
32	 BLR	240	HALAVACHENKA Siarhei	101,04	0	101,04	204,63	15
				103,59	0	103,59		
33	 POL	238	OLCHAWA Paweł	100,55	2	102,55	204,86	15,23
				100,31	2	102,31		
34	 LAT	235	BECERS Maris	99,32	2	101,32	204,90	15,27
				99,58	4	103,58		
35	 RUS	245	BALASHOV Evgeniy	102,66	0	102,66	205,26	15,63
				102,60	0	102,60		
36	 SVK	261	SAJBIDOR Jan	97,93	6	103,93	206,74	17,11
				96,81	6	102,81		
37	 BEL	227	POTELLE Pierre-Andre	103,49	0	103,49	209,32	19,69
				103,83	2	105,83		
38	 SWE	247	AHLMARK Erik	104,05	2	106,05	209,49	19,86
				101,44	2	103,44		
39	 NED	243	FONTEIJN Jasper	102,5	0	102,5	209,96	20,33
				103,46	4	107,46		
				103,53	0	103,53		






<http://www.pzkaj.pl/slalom/results/k1mq.html>

11.09.2004

40	 UKR	244	IOHANSON Maksym	105,88	2	107,88	211,41	21,78
41	 BEL	230	DEMARNEFFE Cedric	106,08	4	110,08	215,17	25,54
				103,09	2	105,09		
42	 BEL	233	MACHIELS Oliver	106,56	2	108,56	217,20	27,57
				104,64	4	108,64		
43	 FIN	236	JANKA Leo	107,19	2	109,19	220,13	30,5
				104,94	6	110,94		
44	 FIN	254	VARIS Kalle	104,91	2	106,91	220,91	31,28
				114	0	114		
45	 UKR	239	PLETSEY Andriy	106,60	4	110,60	222,81	33,18
				110,21	2	112,21		
46	 LAT	231	JEFIMOV Artjoms	110,79	2	112,79	229,81	40,18
				113,02	4	117,02		
47	 UKR	228	LOMAKA Oleksiy	117,33	4	121,33	232,26	42,63
				110,93	0	110,93		
48	 POL	265	POPIELA Dariusz	94,90	2	96,90	245,83	56,20
				98,93	50	148,93		
				109,25	12	121,25		

<http://www.pzkaj.pl/slalom/results/k1mq.html>

11.09.2004

49	 FIN	232	VEIJOLA Pekka	105,01	54	159,01	280,26	90,63
50	 SWE	248	WAHLEN Fredrik	114,85	4	118,85	316,22	126,59
				143,37	54	197,37		
	 MDA	229	ZIDRASCKO Roman	DNS	0	9999,99	20000	19810,37
				DNS	0	9999,99		
	 MDA	234	COBLAT Sergui	DNS	0	9999,99	20000	19810,37
				DNS	0	9999,99		
	 SUI	279	BRON Cedric	DNS	0	9999,99	20000	19810,37
				DNS	0	9999,99		

Copyright C 1998-2004 PCF . All rights reserved.

4035 



**EUROPEAN JUNIOR AND UNDER 23
SLALOM CHAMPIONSHIPS
SEPTEMBER 10 – 12, 2004 KRAKÓW – POLAND**



16:09:35

[AD]

- HOME
- MAIN
- INFORMATION
- FORMS
- COUNTRIES
- COMPETITORS
- RESULTS
 - Qualifications
 - K-1 Women
 - K-1 Men
 - C-1
 - C-2
 - Semifinal
 - Final
 - Team
 - RANKING

C-2 qualification

JUNIORS

place	country	start number	name	time	penal	sub total	total	differ
1		150	PALUCH Michał BARTOS Damian	111,08	0	111,08	228,23	
				113,15	4	117,15		
2		144	MULLER Kei MULLER Kevin	112,47	2	114,47	229,10	0,87
				112,63	2	114,63		
3		151	SACHA Jan LULEY Jakub	112,53	4	116,53	229,62	1,39
				111,09	2	113,09		
4		145	KLAUSS Gauthier PECHE Mathieu	116,94	2	118,94	231,06	2,83
				112,12	0	112,12		
		149	MAYNADIER Aymeric	113,09	8	121,09	232,89	4,66





<http://www.pzkaj.pl/slalom/results/c2q.html>

11.09.2004


5			PERILHOU Sebastian	111,8	0	111,8		
6		154	KOPLIK Tomas VRZAN Jakub	116,37	2	118,37	233,24	5,01
				114,87	0	114,87		
7		147	FARON Szymon PYTEL Piotr	115,65	2	117,65	235,88	7,65
				116,23	2	118,23		
8		141	STODER Juraj MEDVED Martin	116,24	2	118,24	238,33	10,10
				118,09	2	120,09		
9		152	BARTSCH Michael WIEDEMANN Michael	115,37	6	121,37	238,5	10,27
				115,13	2	117,13		
10		142	GREIM Michael KLEIN Max-Otto	117,91	6	123,91	242,33	14,10
				118,42	0	118,42		
11		146	PORADEK Milan WEBER Oldrich	118,54	4	122,54	243,69	15,46
				119,15	2	121,15		
12		139	DOBROWOLSKI Dawid SZCZEPAŃSKI Piotr	120,63	4	124,63	250,17	21,94
				119,54	6	125,54		
13		137	HURYNOVICH Sjarhei KOPACH Yury	125,17	10	135,17	258,20	29,97
				123,03	0	123,03		
14		138	OVEN Blaz JAKLIC Jure	133,34	4	137,34	263,86	35,63

<http://www.pzkaj.pl/slalom/results/c2q.html>

11.09.2004

				126,52	0	126,52		
15		140	JANEZIC Anze JANEZIC Jure	128,57	8	136,57	267,62	39,39
				127,05	4	131,05		
16		153	BARCAJ Adam BENES Vojtech	126,74	2	128,74	304,94	76,71
				126,2	50	176,20		
17		143	FOUGERE Nathieu FOUGERE Thomas	131,89	52	183,89	306,62	78,39
				114,73	8	122,73		
18		148	HUDEK Lukas HUDEC Miroslav	109,24	354	463,24	583,04	354,81
				113,8	6	119,8		

UNDER 23

place	country	start number	name	time	penal	sub total	total	differ
1		226	SKANTAR Ladislav SKANTAR Peter	105,52	0	105,52	208,28	
				102,76	0	102,76		
2		222	SARNA Pawel POCHWALA Marcin	106,64	0	106,64	213,67	5,39
				107,03	0	107,03		
3		225	BRAUD Martin FORGIT Cedric	108,17	2	110,17	213,99	5,71
				103,82	0	103,82		
				106,78	2	108,78		

<http://www.pzkaj.pl/slalom/results/c2q.html>

11.09.2004

4		224	GASPARD Remi GASPARD Julien	106,27	0	106,27	215,05	6,77
5		218	MICHEL Felix PIESIG Sebastian	106,83	0	106,83	215,11	6,83
				106,28	2	108,28		
6		215	WRZOSEK Dariusz KRUCZEK Bartłomiej	108,62	2	110,62	217,67	9,39
				107,05	0	107,05		
7		216	TROQUENET Damien VOYNADIER Nathieu	109,61	2	111,61	219,41	11,13
				107,8	0	107,8		
8		209	LAKIREV Fedor ERMAKOV Serguei	109,22	2	111,22	220,25	11,97
				109,03	0	109,03		
9		221	MERENUS Jan KUBRICAN Pavel	109,81	0	109,81	222,90	14,62
				111,09	2	113,09		
10		217	MICZEK Jarosław SEKUŁA Wojciech	105,84	2	107,84	223,77	15,49
				115,93	0	115,93		
11		219	MARCINEK Marek MARCINEK Pavol	110,28	2	112,28	224,81	16,53
				108,53	4	112,53		
12		214	KOUZNETSOV Mikhail LAVIKOV Dimitri	111,93	2	113,93	228,08	19,80
				110,15	4	114,15		
				112,81	2	114,81		

<http://www.pzkaj.pl/slalom/results/c2q.html>

11.09.2004

13		213	SCHRODER David BERGNER Phillip	110,58	4	114,58	229,39	21,11
14		210	JUNKER Daniel KRENZER Martin	115,91	0	115,91	232,17	23,89
				112,26	4	116,26		
15		220	VACHA Viktor SEHNAL Stefan	115,25	0	115,25	232,45	24,17
				113,2	4	117,20		
16		223	ZDRAHAL Petr ZDRAHAL Jan	114,49	2	116,49	232,76	24,48
				114,27	2	116,27		
17		211	VISNAR Nejc JARC Urban	116,13	0	116,13	233,20	24,92
				115,07	2	117,07		
18		212	BELYAEV Sergey PLATONOV Petr	117,09	0	117,09	234,14	25,86
				115,05	2	117,05		

Copyright C 1998-2004 PCF . All rights reserved.



<http://www.pzkaj.pl/slalom/results/c2q.html>

11.09.2004



EUROPEAN JUNIOR AND UNDER 23 SLALOM CHAMPIONSHIPS SEPTEMBER 10 – 12, 2004 KRAKÓW – POLAND



16:09:57

[AD]

K-1 WOMEN team

OPEN

- HOME
- MAIN
- INFORMATION
- FORMS
- COUNTRIES
- COMPETITORS
- RESULTS
 - Qualifications
 - Semifinal
 - Final
 - Team
 - K-1 Women
 - K-1 Men
 - C-1
 - C-2
- RANKING

place	country	start number	name	time	penal	sub total	total	differ
1		34	RIHOSKOVA Marie HOSKOVA Katerina SLOVAKOVA Petra	118,14	2	120,14	240,07	
				117,93	2	119,93		
2		28	KALUZA Gina FRAUENRATH Katja GRIMM Michaela	117,23	0	117,23	241,03	0,96
				119,8	4	123,8		
3		33	PATRICK Michelle PENNIE Fiona HARROW Claire	120,73	2	122,73	244,67	4,60
				119,94	2	121,94		
4		24	DUKATOVA Jana BENUSOVA Dana DUKATOWA Eva	119,68	8	127,68	246,29	6,22
				116,61	2	118,61		
		36	FRAUENRATH Heike VOLKE Katharina	119,73	2	121,73	246,73	6,66

<http://www.pzkaj.pl/slalom/results/k1wt.html>

11.09.2004

5			EWALD Nina	121	4	125		
6		26	LAFONT Marie-Zelia VENET Elisa PACARD Carole	126,24	0	126,24	250,97	10,90
				122,73	2	124,73		
7		35	TARNANE Alice TARNARE Nelly BOMBOY Alice	121,62	6	127,62	252,61	12,54
				120,99	4	124,99		
8		27	MOZETIC Nika PUHA Kaja KRAGELJ Ursa	126,35	4	130,35	256,49	16,42
				122,14	4	126,14		
9		30	PLATONOVA Svetlana PIEROVA MARTINOVA	123,32	2	125,32	257,82	17,75
				126,5	6	132,5		
10		29	VYBIRALOVA Zuzana BLAZKOVA Sarka PINKAVOVA Marta	125,46	4	129,46	258,33	18,26
				122,87	6	128,87		
11		23	PACIERPNIK Natalia DUDEK Alicja MILCZAREK Małgorzata	124,23	4	128,23	259,22	19,15
				126,99	4	130,99		
12		25	BRIGHT Julie CAESER Heather NEAVE Lizzie	128,16	4	132,16	285,33	45,26
				137,17	16	153,17		
13		22	RIZZARDI Sara ODORICO Manola COAN Andrea	136,21	8	144,21	297,33	57,26
				145,12	8	153,12		
14		31	MACOVA Katarina ZERENOVA Anna RYBANSKA Zuzana	137,68	12	149,68	333,69	93,62

<http://www.pzkaj.pl/slalom/results/k1wt.html>

11.09.2004

				130,01	54	184,01		
15		32	NOSAL Agnieszka KIN Elżbieta DĄBROWSKA Magdalena	129,96	56	185,96	336,99	96,92
				137,03	14	151,03		
16		21	KLIMANOVA Ekaterina GENZE Vera ZELENKO Yulia	151,39	108	259,39	406,51	166,44
				147,12	0	147,12		

Copyright C 1998-2004 PCF . All rights reserved.

4035 



**EUROPEAN JUNIOR AND UNDER 23
SLALOM CHAMPIONSHIPS
SEPTEMBER 10 – 12, 2004 KRAKÓW – POLAND**



16:10:10

[AD]

- HOME
- MAIN
- INFORMATION
- FORMS
- COUNTRIES
- COMPETITORS
- RESULTS
 - Qualifications
 - Semifinal
 - Final
 - Team
 - K-1 Women
 - K-1 Men
 - C-1
 - C-2
- RANKING

C-1 team

OPEN

place	country	start number	name	time	penal	sub total	total	differ
1		20	BENZIN HOFFMANN BECK	108,85	2	110,85	219,94	
				109,09	0	109,09		
2		17	SUPOWICZ Krzysztof KILJANEK Grzegorz WÓJS Andrzej	110,03	2	112,03	222	2,06
				109,97	0	109,97		
3		16	CHEVRIER DEGNIL LABARELLE	110,2	2	112,2	222,48	2,54
				110,28	0	110,28		
4		15	FLORENCE GODDAREL MARSHALL	112,39	6	118,39	227,39	7,45
				109	0	109		
		12	BATIK Jan BENUS Matej	114,55	0	114,55	227,55	7,61

<http://www.pzkaj.pl/slalom/results/c1t.html>

11.09.2004

5			HAJDU Peter	113	0	113		
6		13	LIPPTOV Alexander TIMAKOV Dmitri BONDAR Alexander	112,99	0	112,99	227,69	7,75
				112,7	2	114,7		
7		18	GEBAS HRADILEK CHOD	116,75	0	116,75	233,67	13,73
				114,92	2	116,92		
8		11	SUCHY Matej KARASEK Petr JANE Michal	114,02	2	116,02	234,71	14,77
				114,69	4	118,69		
9		8	ZAKRAJSEK Jost MIHELIC Marko KULOVEC Aliaz	118,07	0	118,07	235,01	15,07
				114,94	2	116,94		
10		19	ROZMUS HAJDU KUCERA	118,40	8	126,40	246,09	26,15
				119,69	0	119,69		
11		10	BARTOS Dawid HEDWIG Grzegorz SZEWCZYK Mikolaj	116,82	4	120,82	248,32	28,38
				117,5	10	127,5		
12		7	NEILBECKER Paskal MEHNERT Markus MASSALSKI Riko	121,04	6	127,04	253,41	33,47
				122,37	4	126,37		
13		9	GOUELLO Jeremy GARGAUT Denis LE RUYET Edern	120,99	10	130,99	255,29	35,35
				122,3	2	124,3		
14		37	WALKER Timothy FINA Fulvio LEONE Roberto	123,61	6	129,61	256,25	36,31

<http://www.pzkaj.pl/slalom/results/c1t.html>

11.09.2004

	ITA			122,64	4	126,64		
15	 SLO	14	JAMSEK Igor SAVSEK Benjamin ZVER Marcel	129,17	2	131,17	261,65	41,71
				128,48	2	130,48		
16	 RUS	6	NOVIKOV Stepan OBRAZTSOV Maxim BIZYAEV Pavel	124,94	14	138,94	270,23	50,29
				123,29	8	131,29		
17	 UKR	1	KRESTINSKIY Oleksandr MUSEVYCH Viktor DENYSYUK Dmytro	136,70	12	148,70	273,52	53,58
				122,82	2	124,82		
18	 GBR	2	SCOTT Toby PROCTOR Mark BUGGY Daniel	130,32	16	146,32	282,34	62,40
				124,02	12	136,02		
19	 BLR	4	KAZAK Aliaksandr TRATSIK Viktar KOPACH Yury	139,27	12	151,27	285,07	65,13
				129,80	4	133,80		
20	 LAT	5	MEZALS Matiss OZOLS Kriss RULLIS Kirjanis	149,67	16	165,67	328,15	108,21
				144,48	18	162,48		
21	 CRO	3	GLUMAC Goran SALOMON Sinsa MIKSA Marko	123,40	4	127,40	353,13	133,19
				123,73	102	225,73		

Copyright C 1998-2004 PCF . All rights reserved.

4 0 3 5 

<http://www.pzkaj.pl/slalom/results/c1t.html>

11.09.2004



**EUROPEAN JUNIOR AND UNDER 23
SLALOM CHAMPIONSHIPS
SEPTEMBER 10 – 12, 2004 KRAKÓW – POLAND**



17:21:27

[AD]

C-2 team

OPEN

- HOME
- MAIN
- INFORMATION
- FORMS
- COUNTRIES
- COMPETITORS
- RESULTS
 - Qualifications
 - Semifinal
 - Final
 - Team
- K-1 Women
- K-1 Men
- C-1
- C-2
- RANKING

place	country	start number	name	time	penal	sub total	total	differ
1	 POL	9	Pochwała M. / Sarna P. Miczek J. / Sekula W. Kruczek B. / Wrzosek D.	117,91	0	117,91	239,65	
				119,74	2	121,74		
2	 FRA	10	Troquet D. / Voynadier N. Gaspard R. / Gaspard J. Braud M. / Forgit C.	118,47	2	120,47	241,37	1,72
				118,90	2	120,90		
3	 SVK	12	Skantar L. / Skantar P. Sacha J. / Luley J. Marcinek M. / Marcinek P.	122,34	8	130,34	250,56	10,91
				120,22	0	120,22		
4	 RUS	1	Platonov P. / Beeyaev S. Ermaikov S. / Lakierev F. Kouznetsov M / Larionov D.	123,15	4	127,15	251,65	12,00
				122,5	2	124,5		
	 GER	8	Michel F. / Piersig S. Junker D. / Krenzer M.	122,79	4	126,79	253,64	13,99

<http://www.pzkaj.pl/slalom/results/c2t.html>

11.09.2004

5	GER		Schroeder D. / Bergner P.	122,85	4	126,85		
6		6	Bartsh M. / Wiedemann M. Mueller K. / Mueller K. Greim M. / Klein M.	126,60	2	128,60	253,95	14,30
				125,35	0	125,35		
7		11	Zdrahal J. / Zdrahal P. Merenus J. / Kubrican P. Vacha V. / Sehna S.	125,13	6	131,13	261,82	22,17
				126,69	4	130,69		
8		7	Fougere N. / Fougere T. Klauss G. / Peche M. Maynadier A. / Perilhou S.	125,23	8	133,23	271,42	31,77
				130,19	8	138,19		
9		4	Bartos D. / Paluch M. Faron S. / Pytel P. Dobrowolski D. / Szczepanski P	132,51	8	140,51	272,36	32,71
				129,85	2	131,85		
10		5	Kopalik T / Vrzan J. Poradek M. / Weber O. Barcaj A / Benes V.	134,99	10	144,99	292,10	52,45
				137,11	10	147,11		
11		2	Visnar N. / Jarc U. Oven B. / Jaklic J. Janezik A. / Janezik J.	140,91	8	148,91	293,10	53,45
				140,19	4	144,19		

Copyright C 1998-2004 PCF . All rights reserved.



<http://www.pzkaj.pl/slalom/results/c2t.html>

11.09.2004



EUROPEAN JUNIOR AND UNDER 23 SLALOM CHAMPIONSHIPS SEPTEMBER 10 – 12, 2004 KRAKÓW – POLAND



18:38:35

[AD]

K-1 MEN team

OPEN

- HOME
- MAIN
- INFORMATION
- FORMS
- COUNTRIES
- COMPETITORS
- RESULTS
 - Qualifications
 - Semifinal
 - Final
 - Team
 - K-1 Women
 - K-1 Men
 - C-1
 - C-2
- RANKING

place	country	start number	name	time	penal	sub total	total	differ
1		43	PFANMOELLER Erik BARTEL Friedemann DORFLER Fabian	104,67	2	106,67	210,21	
				103,54	0	103,54		
2		34	KRAUZER Peter MEGLIC Jure NOLIMAL Andrej	104,82	0	104,82	211,53	1,32
				104,71	2	106,71		
3		44	KUBRICAN Lukas REJHA Jiri BENES Jindrich	106,39	0	106,39	213,42	3,21
				107,03	0	107,03		
4		29	HRADILEK Vavrinee BUCHTEL Michal HILGERT Lubos	106,60	4	110,60	216,95	6,74
				106,35	0	106,35		
		36	PAOLINI Diego APPODIA Matteo	108,37	2	110,37	218,23	8,02

<http://www.pzkaj.pl/slalom/results/k1mt.html>

11.09.2004

5			CIPRESSI Stefano	107,86	0	107,86		
6		30	DIEZ-CANEGO Guillermo FERNANDEZ Aritz DIEZ Ander	108,11	0	108,11	219,04	8,83
				108,93	2	110,93		
7		40	CIBAK Peter SAJBIDOR Jan DAMBORSKY Miroslav	109,08	2	111,08	220,42	10,21
				107,34	2	109,34		
8		20	DUDZIŃSKI Łukasz POLACZYK Mateusz OLCHAWA Paweł	108,22	2	110,22	221,05	10,84
				108,83	2	110,83		
9		42	DOBY Mathieu BOURLIAUD Pierre MINVIELLE Loris	106,94	8	114,94	221,63	11,42
				106,69	0	106,69		
10		25	PERNREITER Max SCHUBERT Sebastian KRAUS Jurgen	109,37	0	109,37	221,78	11,57
				108,41	4	112,41		
11		39	EPLINGER Alexander NATMESSNIG Herwig EPLINGER Christoph	109,59	6	115,59	225,06	14,85
				109,47	0	109,47		
12		37	FONTEIJN Jasper BOUTEN Robert BACKHOUS David	109,34	8	117,34	225,08	14,87
				107,74	0	107,74		
13		27	MACHIELS Oliver DEMARNEFFE Cedric POTELLE Pierre-Andre	112,2	0	112,2	226,87	16,66
				112,67	2	114,67		
14		32	HERNANZ Samuel NEVELL Baris GUYON Michael	109,92	2	111,92	226,98	16,77

<http://www.pzkaj.pl/slalom/results/k1mt.html>

11.09.2004

				111,06	4	115,06		
15		26	RAIBA Omar CAMPORES Pietro DE GENARRO Riccardo	110,10	4	114,10	229,04	18,83
				110,94	4	114,94		
16		41	HOUNSLOW Richard SWETMAN Huw HADFIELD Andrew	107,17	10	117,17	230,55	20,34
				107,38	6	113,38		
17		33	FESHCHENKO Vadim PLETSEY Andriy IOHANSON Maksym	116,31	2	118,31	236,37	26,16
				114,06	4	118,06		
18		23	ARTLEJ Simon BOROVINSKY Gregor TERCELJ Matic	117,04	6	123,04	249,00	38,79
				117,96	8	125,96		
19		19	BRON Cedric LUSCHER Moritz CHABBEY Adrien	117,64	10	127,64	251,52	41,31
				119,88	4	123,88		
20		17	THEINER Willem ROEIOFS Mike WESSELINK Bas	122,01	4	126,01	253,27	43,06
				121,26	6	127,26		
21		28	KAY Edward STEVENSON Nathan MARSHALL Andrew	120,57	10	130,57	260,89	50,68
				118,32	12	130,32		
22		14	HALAVACHENKA Siarhei LUTAROVICH Dzmitry HALAVINSKI Dzmitry	126,42	14	140,42	264,67	54,46
				120,25	4	124,25		
23		13	LOKMELIS Martins BECERES Mauis JEFIMOVS Artjams	126,52	12	138,52	265,64	55,43
				117,12	10	127,12		

<http://www.pzkaj.pl/slalom/results/k1mt.html>

11.09.2004

23	 UKR	18	KIYACHYN Vadim ANDRUSHCHENKO Fedir LOMAKA Oleksiy	126,5	14	140,5	267,96	57,75
				121,46	6	127,46		
24	 POL	38	POPIELA Dariusz MEĐON Piotr POLACZYK Henryk	107,43	54	161,43	271,32	61,11
				107,89	2	109,89		
25	 CRO	24	MRKOČI Marko BALAZIĆ Goran MALASIĆ Tibor	126,06	10	136,06	274,05	63,84
				125,99	12	137,99		
26	 LTU	16	POCEVICIUS Gediminas ATMANAVICIUS Mantas SNIOKA Justinas	126,88	12	138,88	284,23	74,02
				135,35	10	145,35		
27	 RUS	35	AGEENKO Mikhail SHABAKIN Mikhail VOSKOBOYNIKOV Egor	124,44	60	184,44	297,93	87,72
				109,49	4	113,49		
28	 SWE	15	AHLMARK Erik NORDGREN Niklas SPATHON Patrik	118,48	6	124,48	305,16	94,95
				118,68	62	180,68		
29	 SVK	21	JANCEK Lubomir KUNHART Matus KANISLAK Kamil	114,38	58	172,38	307,06	96,85
				118,68	16	134,68		
30	 FIN	31	VARIS Kalle JANKA Leo VEIJOLA Pekka	120,93	8	128,93	311,66	101,45
				118,73	64	182,73		

Copyright C 1998-2004 PCF . All rights reserved.

4315 

<http://www.pzkaj.pl/slalom/results/k1mt.html>

11.09.2004



**EUROPEAN JUNIOR AND UNDER 23
SLALOM CHAMPIONSHIPS
SEPTEMBER 10 – 12, 2004 KRAKÓW – POLAND**



19:31:18

[AD]

K-1 WOMEN semifinal

JUNIORS

place	country	start number	name	time	penal	sub total	total	differ
1	 GER	75	KALUZA Gina	114,47	0	114,47	114,47	
2	 CZE	76	SLOVAKOVA Petra	113,63	2	115,63	115,63	1,16
3	 GER	71	GRIMM Michaela	114,09	2	116,09	116,09	1,62
4	 CZE	48	BLAZKOVA Sarka	113,65	4	117,65	117,65	3,18
	 CZE	68	VYBIRALOVA Zuzana	117,72	0	117,72	117,72	3,25

- HOME
- MAIN
- INFORMATION
- FORMS
- COUNTRIES
- COMPETITORS
- RESULTS
 - Qualifications
 - Semifinal
 - K-1 Women
 - K-1 Men
 - C-1
 - C-2
 - Final
 - Team
- RANKING

<http://www.pzkaj.pl/slalom/results/k1ws.html>

12.09.2004

5								
6	 GER	74	FRAUENRATH Katja	116,49	2	118,49	118,49	4,02
7	 FRA	70	LAFONT Marie-Zelia	117,48	2	119,48	119,48	5,01
8	 AUT	72	KUHNLE Corinna	113,54	6	119,54	119,54	5,07
9	 GBR	58	NEAVE Lizzie	120,93	0	120,93	120,93	6,46
10	 SVK	60	MACOVA Katarina	119,79	2	121,79	121,79	7,32
11	 SLO	64	KRAGELJ Ursa	120,18	2	122,18	122,18	7,71
12	 POL	61	PACIERPNIK Natalia	120,60	2	122,60	122,60	8,13
13	 ITA	52	RIZZARDI Sara	123,64	0	123,64	123,64	9,17
14	 AUT	44	SCHMID Julia	124,05	0	124,05	124,05	9,58

								
15	 SVK	51	RYBANSKA Zuzana	124,25	0	124,25	124,25	9,78
16	 SLO	65	MOZETIC Nika	124,44	0	124,44	124,44	9,97
17	 ITA	67	COAN Andrea	120,7	4	124,7	124,7	10,23
18	 FRA	66	POCARD Carole	122,79	2	124,79	124,79	10,32
19	 POL	57	DUDEK Alicja	121,31	4	125,31	125,31	10,84
20	 RUS	56	KLIMANOVA Ekaterina	123,40	2	125,40	125,40	10,93
21	 POL	73	DABROWSKA Magdalena	127,22	2	129,22	129,22	14,75
22	 GBR	59	BRIGHT Julie	125,25	4	129,25	129,25	14,78
23	 SUI	55	BYRNE-SUTTON Olivia	125,34	4	129,34	129,34	14,87

24	 UKR	45	US Olena	124,41	6	130,41	130,41	15,94
25	 SVK	63	DUKATOWA Eva	127,39	4	131,39	131,39	16,92
26	 ITA	53	ODORICO Manola	128,15	4	132,15	132,15	17,68
27	 SUI	49	DURUZ Priscille	132,14	6	138,14	138,14	23,67
28	 SLO	54	PUHA Kaja	136,85	2	138,85	138,85	24,38
29	 GBR	50	CAESER Heather	135,72	8	143,72	143,72	29,25
30	 FRA	69	VENET Elisa	124,28	52	176,28	176,28	61,81

UNDER 23


place	country	start number	name	time	penal	sub total	total	differ
			DUKATOVA Jana					

1	 SVK	127		108	0	108	108	
2	 SVK	123	BENUSOVA Dana	108,53	2	110,53	110,53	2,53
3	 ESP	121	CHOURRAUT Maialen	108,7	2	110,7	110,7	2,70
4	 GBR	135	PENNIE Fiona	108,73	2	110,73	110,73	2,73
5	 CZE	136	RIHOSKOVA Marie	112,41	0	112,41	112,41	4,41
6	 RUS	117	KHARITONOVA Marta	113,43	0	113,43	113,43	5,43
7	 FRA	134	TARNANE Alice	114,18	0	114,18	114,18	6,18
8	 GER	122	FRAUENRATH Heike	114,19	0	114,19	114,19	6,19
9	 RUS	115	PEROWA Aleksandra	113,15	2	115,15	115,15	7,15

10	 CZE	130	HOSKOVA Katerina	115,31	0	115,31	115,31	7,31
11	 SLO	129	MOZETIC Nina	111,38	4	115,38	115,38	7,38
12	 GER	126	VOLKE Katharina	115,82	0	115,82	115,82	7,82
13	 GBR	120	PATRICK Michelle	114,38	2	116,38	116,38	8,38
14	 POL	132	MILCZAREK Malgorzata	114,58	2	116,58	116,58	8,58
15	 GBR	131	HARROW Claire	114,61	2	116,61	116,61	8,61
16	 FRA	128	TARNARE Nelly	115,39	4	119,39	119,39	11,39
17	 GER	111	EWALD Nina	115,76	4	119,76	119,76	11,76
18	 FRA	133	BOMBOY Alice	118,93	2	120,93	120,93	12,93

<http://www.pzkaj.pl/slalom/results/k1ws.html>

12.09.2004

19	 GRE	113	FEREKIDI Maria	118,67	4	122,67	122,67	14,67
20	 CZE	116	PINKAVOVA Marta	129,09	2	131,09	131,09	23,09



**EUROPEAN JUNIOR AND UNDER 23
SLALOM CHAMPIONSHIPS
SEPTEMBER 10 – 12, 2004 KRAKÓW – POLAND**



19:32:02

[AD]

- HOME
- MAIN
- INFORMATION
- FORMS
- COUNTRIES
- COMPETITORS
- RESULTS
 - Qualifications
 - Semifinal
 - K-1 Women
 - K-1 Men
 - C-1
 - C-2
 - Final
 - Team
- RANKING

K-1 MEN semifinal

JUNIORS

place	country	start number	name	time	penal	sub total	total	differ
1	CZE	204	BUCHTEL Michal	101,47	0	101,47	101,47	
2	POL	208	POLACZYK Henryk	101,61	2	103,61	103,61	2,14
3	CZE	203	HILGERT Lubos	101,68	2	103,68	103,68	2,21
4	FRA	202	HERNANZ Samuel	104,99	0	104,99	104,99	3,52
	FRA	199	NEVELL Baris	105,04	0	105,04	105,04	3,57

<http://www.pzkaj.pl/slalom/results/k1ms.html>

12.09.2004

5	FRA							
6	POL	198	POLACZYK Mateusz	103,18	2	105,18	105,18	3,71
7	CZE	205	HRADILEK Vavrinee	103,37	2	105,37	105,37	3,90
8	GBR	187	STEVENSON Nathan	105,41	0	105,41	105,41	3,94
9	GER	206	SCHUBERT Sebastian	103,57	2	105,57	105,57	4,10
10	ITA	196	DE GENARRO Riccardo	104,12	2	106,12	106,12	4,65
11	GBR	197	MARSHALL Andrew	106,28	0	106,28	106,28	4,81
12	SUI	169	LUSCHER Moritz	103,58	4	107,58	107,58	6,11
13	SLO	184	ARTLEJ Simon	106	2	108	108	6,53
14	GER	170	KRAUS Jurgen	106,09	2	108,09	108,09	6,62

<http://www.pzkaj.pl/slalom/results/k1ms.html>

12.09.2004

	GER							
15	 SVK	190	JANCEK Lubomir	106,84	2	108,84	108,84	7,37
16	 GBR	195	KAY Edward	106,86	2	108,86	108,86	7,39
17	 FRA	188	GUYON Michael	104,99	4	108,99	108,99	7,52
18	 SVK	201	KANISLAK Kamil	106,73	4	110,73	110,73	9,26
19	 GER	207	PERNREITER Max	109,23	2	111,23	111,23	9,76
20	 RUS	191	VOSKOBOYNIKOV Egor	105,92	6	111,92	111,92	10,45
21	 SVK	193	KUNHART Matus	107,95	4	111,95	111,95	10,48
22	 ITA	189	CAMPORES Pietro	109,83	4	113,83	113,83	12,36
23	 LAT	192	LOKMELIS Martins	106,08	8	114,08	114,08	12,61

24	 AUT	283	EPLINGER Christoph	110,23	4	114,23	114,23	12,76
25	 SLO	182	TERCELJ Matic	112,68	2	114,68	114,68	13,21
26	 NED	161	WESSELINK Bas	112,72	2	114,72	114,72	13,25
27	 NED	185	THEINER Willem	112,85	2	114,85	114,85	13,38
28	 UKR	183	FESHCHENKO Vadim	111,02	4	115,02	115,02	13,55
29	 RUS	194	TYAZKEVKIN Alexandre	107,15	8	115,15	115,15	13,68
30	 SLO	200	BOROVINSKY Gregor	109,3	6	115,3	115,3	13,83
31	 ITA	178	RAIBA Omar	107,36	8	115,36	115,36	13,89
32	 UKR	163	KIYACHYN Vadim	113,42	2	115,42	115,42	13,95

33	 SUI	180	CHABBEY Adrien	113,44	2	115,44	115,44	13,97
34	 CRO	172	MRKOVI Marko	113,55	2	115,55	115,55	14,08
35	 SWE	166	SPATHON Patrik	114,189	6	120,189	120,18	18,71
36	 SWE	160	NORDGREN Niklas	113,049	8	121,049	121,04	19,57
37	 CRO	175	MALASIC Tibor	115,579	8	123,579	123,579	22,10
38	 BLR	171	HALAVINSKI Dzmitry	118,05	6	124,05	124,05	22,58
39	 UKR	173	ANDRUSHCHENKO Fedir	112,299	56	168,29	168,29	66,82
40	 SCG	165	PAVLOVIC Miroslav	DNS	0	9999,99	9999,99	9898,52

UNDER 23

start	sub
-------	-----

place	country	number	name	time	penal	total	total	differ
1	 SVK	261	SAJBIDOR Jan	98,29	0	98,29	98,29	
2	 SLO	275	NOLIMAL Andrej	98,53	0	98,53	98,53	0,24
3	 ITA	237	PAOLINI Diego	99,84	0	99,84	99,84	1,55
3	 GBR	259	HOUNSLOW Richard	99,84	0	99,84	99,84	1,55
5	 GER	281	PFANMOELLER Erik	99,97	0	99,97	99,97	1,68
6	 ITA	262	CIPRESSI Stefano	100,11	0	100,11	100,11	1,82
7	 SLO	267	KAUZER Peter	100,5	0	100,5	100,5	2,20
8	 AUT	269	NATMESSNIG Herwig	100,79	0	100,79	100,79	2,5
9	 GBR	274	SWETMAN Huw	101,02	0	101,02	101,02	2,73





10	 FRA	271	BOURLIAUD Pierre	101,26	0	101,26	101,26	2,97
11	 SVK	270	CIBAK Peter	99,51	2	101,51	101,51	3,22
12	 CZE	257	BENES Jindrich	101,87	0	101,87	101,87	3,58
13	 GER	277	DORFLER Fabian	100,12	2	102,12	102,12	3,83
14	 ESP	273	DIEZ-CANEGO Guillermo	102,44	0	102,44	102,44	4,15
15	 SVK	250	DAMBORSKY Miroslav	102,52	0	102,52	102,52	4,23
16	 CZE	280	KUBRICAN Lukas	102,66	0	102,66	102,66	4,37
17	 SUI	255	BRON Cedric	102,78	0	102,78	102,78	4,49
18	 FRA	246	DOBY Mathieu	102,83	0	102,83	102,83	4,53

19	 NED	272	BACKHOUS David	103,53	0	103,53	103,53	5,24
20	 ITA	252	APPODIA Matteo	103,69	0	103,69	103,69	5,40
21	 CZE	278	REJHA Jiri	101,82	2	103,82	103,82	5,53
22	 AUT	264	EPLINGER Alexander	104,29	0	104,29	104,29	6
23	 GER	258	BARTEL Friedemann	102,53	2	104,53	104,53	6,24
24	 RUS	256	AGEENKO Mikhail	103,5	2	105,5	105,5	7,21
25	 NED	243	FONTEIJN Jasper	105,76	0	105,76	105,76	7,47
26	 SLO	266	MEGLIC Jure	105,76	0	105,76	105,76	7,47
27	 RUS	268	SHABAKIN Mikhail	102,12	4	106,12	106,12	7,83

28	 FRA	282	MINVIELLE Loris	104,22	2	106,22	106,22	7,93
29	 NED	253	BOUTEN Robert	104,42	2	106,42	106,42	8,13
30	 POL	263	MĘDOŃ Piotr	103,91	4	107,91	107,91	9,62
31	 BEL	227	POTELLE Pierre-Andre	105,92	2	107,92	107,92	9,63
32	 GBR	276	HADFIELD Andrew	106,02	2	108,02	108,02	9,73
33	 SWE	247	AHLMARK Erik	106,57	2	108,57	108,57	10,28
34	 ESP	241	DIEZ Ander	106,64	2	108,64	108,64	10,35
35	 POL	238	OLCHAWA Paweł	104,76	4	108,76	108,76	10,47
36	 RUS	245	BALASHOV Evgeniy	107,45	2	109,45	109,45	11,15

<http://www.pzkaj.pl/slalom/results/k1ms.html>

12.09.2004

37	 LAT	235	BECERES Mauis	106,19	4	110,19	110,19	11,90
38	 ESP	260	FERNANDEZ Aritz	109,63	2	111,63	111,63	13,34
39	 UKR	244	IOHANSON Maksym	111,16	4	115,16	115,16	16,87
40	 BLR	240	HALAVACHENKA Siarhei	122,26	4	126,26	126,26	27,97

Copyright C 1998-2004 PCF . All rights reserved.

5795 

<http://www.pzkaj.pl/slalom/results/k1ms.html>

12.09.2004



**EUROPEAN JUNIOR AND UNDER 23
SLALOM CHAMPIONSHIPS
SEPTEMBER 10 – 12, 2004 KRAKÓW – POLAND**








19:32:26

[AD]

- HOME
- MAIN
- INFORMATION
- FORMS
- COUNTRIES
- COMPETITORS
- RESULTS
 - Qualifications
 - Semifinal
 - K-1 Women
 - K-1 Men
 - C-1
 - C-2
 - Final
 - Team
- RANKING

C-1 semifinal

JUNIORS

place	country	start number	name	time	penal	sub total	total	differ
1	 SVK	35	BATIK Jan	107,77	0	107,77	107,77	
2	 POL	37	BARTOS Dawid	107,83	0	107,83	107,83	0,06
3	 SVK	31	BENUS Matej	107,76	2	109,76	109,76	1,99
4	 GRE	30	TSAKMAKIS Christos	107,91	2	109,91	109,91	2,14
	 CZE	22	JANE Michal	111,27	0	111,27	111,27	3,5

<http://www.pzkaj.pl/slalom/results/c1s.html>

12.09.2004

5	 CZE							
6	 CZE	32	SUCHY Matej	111,44	0	111,44	111,44	3,67
7	 CZE	24	KARASEK Petr	112,84	0	112,84	112,84	5,07
8	 SLO	20	SAVSEK Benjamin	109,03	6	115,03	115,03	7,26
9	 SLO	18	KULOVEC Aliaz	113,61	2	115,61	115,61	7,84
10	 GER	36	MAHNERT Markus	115,88	0	115,88	115,88	8,11
11	 RUS	26	BIZYAEV Pavel	112,62	4	116,62	116,62	8,85
12	 POL	25	HEDWIG Grzegorz	114,82	2	116,82	116,82	9,05
13	 GER	39	MASSALSKI Riko	117,63	0	117,63	117,63	9,86
14	 CRO	15	GLUMAC Goran	115,64	2	117,64	117,64	9,87

<http://www.pzkaj.pl/slalom/results/c1s.html>










12.09.2004

	CRO							
15	 CRO	16	MIKSA Marko	117,88	0	117,88	117,88	10,11
16	 POL	23	SZEWczyk Mikołaj	116,05	2	118,05	118,05	10,28
17	 FRA	33	GOUELLO Jeremy	114,63	4	118,63	118,63	10,86
18	 ESP	28	ELOSEGUI Ander	114,7	4	118,7	118,7	10,93
19	 SVK	29	HAJDU Peter	114,7	4	118,7	118,7	10,93
20	 FRA	27	LE RUYET Edern	116,84	2	118,84	118,84	11,07
21	 RUS	21	NOVIKOV Stepan	119,17	2	121,17	121,17	13,40
22	 UKR	10	MUSEVYCH Vadym	118,97	4	122,97	122,97	15,20
23	 LAT	9	RULLIS Krijanis	121,81	2	123,81	123,81	16,04

24	 BLR	1	TRATSIK Viktar	124,11	2	126,11	126,11	18,34
25	 ITA	11	LEONE Roberto	120,18	6	126,18	126,18	18,41
26	 GBR	5	BUGGY Daniel	127,01	4	131,01	131,01	23,24
27	 GER	38	NEILBECKER Paskal	125,75	6	131,75	131,75	23,98
28	 UKR	4	MUSEVYCH Viktor	127,84	4	131,84	131,84	24,07
29	 FRA	34	GARGAUT Denis	111,43	50	161,43	161,43	53,66
30	 GBR	2	SCOTT Toby	125,49	50	175,49	175,49	67,72

UNDER 23

place	country	start number	name	time	penal	sub total	total	differ
			BENZIEN Jan					

1	 GER	108		101,95	0	101,95	101,95	
2	 GBR	92	GODDAR Daniel	104,55	0	104,55	104,55	2,60
3	 POL	96	WÓJS Grzegorz	104,73	0	104,73	104,73	2,78
4	 POL	104	SUPOWICZ Krzysztof	102,87	2	104,87	104,87	2,92
5	 FRA	101	CHEVRIER Herve	105,65	0	105,65	105,65	3,70
6	 GER	107	HOFFMANN Lukas	105,73	0	105,73	105,73	3,78
7	 GER	91	BECK Florian	106,44	0	106,44	106,44	4,49
8	 SVK	109	SLAVKOVSKI Alexander	106,69	0	106,69	106,69	4,74
9	 GBR	98	FLORENCE David	105,95	2	107,95	107,95	6,00

10	 POL	94	KILJANEK Grzegorz	106,23	2	108,23	108,23	6,28
11	 CZE	106	GEBAS Vitezslav	106,33	2	108,33	108,33	6,38
12	 FRA	97	DEGUIL Eric	107,08	2	109,08	109,08	7,13
13	 RUS	87	BONDAR Alexander	109,55	2	111,55	111,55	9,60
14	 SVK	100	KUCERA Tomas	108,65	4	112,65	112,65	10,70
15	 CZE	103	HRADILEK Vaclav	110,77	2	112,77	112,77	10,82
16	 SLO	102	ZAKRAJSEK Jost	112,94	0	112,94	112,94	10,99
17	 GBR	79	MARSHALL Adam	110,07	4	114,07	114,07	12,12
18	 RUS	89	LIPPTOV Alexander	112,24	2	114,24	114,24	12,29

19	 AUT	77	FUCHS Leopold	109,11	50	159,11	159,11	57,16
20	 FRA	93	LABARELLE Pierre	DNS	0	9999,99	9999,99	9898,03

Copyright C 1998-2004 PCF . All rights reserved.

5795 

<http://www.pzkaj.pl/slalom/results/c1s.html>

12.09.2004



**EUROPEAN JUNIOR AND UNDER 23
SLALOM CHAMPIONSHIPS
SEPTEMBER 10 – 12, 2004 KRAKÓW – POLAND**




19:36:17

[AD]

C-2 semifinal

JUNIORS

- HOME
- MAIN
- INFORMATION
- FORMS
- COUNTRIES
- COMPETITORS
- RESULTS
 - Qualifications
 - Semifinal
 - K-1 Women
 - K-1 Men
 - C-1
 - C-2
 - Final
 - Team
- RANKING



place	country	start number	name	time	penal	sub total	total	differ
1	 FRA	149	MAYNADIER Aymeric PERILHOU Sebastian	115,68	0	115,68	115,68	
2	 GER	144	MULLER Kei MULLER Kevin	115,61	2	117,61	117,61	1,93
3	 FRA	145	KLAUSS Gauthier PECHE Mathieu	116,28	2	118,28	118,28	2,60
4	 CZE	154	KOPLIK Tomas VRZAN Jakub	119,28	0	119,28	119,28	3,60
	 GER	152	BARTSCH Michael	119,97	2	121,97	121,97	6,29

<http://www.pzkaj.pl/slalom/results/c2s.html>

12.09.2004








5	 GER		WIEDEMANN Michael					
6	 POL	150	PALUCH Michał BARTOS Damian	117,15	6	123,15	123,15	7,47
7	 SVK	141	STODER Juraj MEDVED Martin	122,65	2	124,65	124,65	8,97
8	 GER	142	GREIM Michael KLEIN Max-Otto	124,74	2	126,74	126,74	11,06
9	 POL	147	FARON Szymon PYTEL Piotr	125,73	6	131,73	131,73	16,05
10	 SVK	151	SACHA Jan LULEY Jakub	115,48	54	169,48	169,48	53,80

UNDER 23

place	country	start number	name	time	penal	sub total	total	differ
1	 SVK	226	SKANTAR Ladislav SKANTAR Peter	107,67	0	107,67	107,67	
2	 FRA	225	BRAUD Martin FORGIT Cedric	108,79	0	108,79	108,79	1,12

<http://www.pzkaj.pl/slalom/results/c2s.html>

12.09.2004

3	 POL	222	SARNA Paweł POCHWAŁA Marcin	108,96	0	108,96	108,96	1,29
4	 FRA	224	GASPARD Remi GASPARD Julien	109,84	0	109,84	109,84	2,17
5	 GER	218	MICHEL Felix PIESIG Sebastian	110,09	0	110,09	110,09	2,42
6	 FRA	216	TROQUENET Damien VOYNADIER Nathieu	111,68	0	111,68	111,68	4,01
7	 POL	215	WRZOSEK Dariusz KRUCZEK Bartłomiej	109,94	2	111,94	111,94	4,27
8	 POL	217	MICZEK Jarosław SEKUŁA Wojciech	111,34	2	113,34	113,34	5,67
9	 RUS	209	LAKIREV Fedor ERMAKOV Serguei	109,92	4	113,92	113,92	6,25
10	 CZE	221	MERENUS Jan KUBRICAN Pavel	114,09	0	114,09	114,09	6,42



**EUROPEAN JUNIOR AND UNDER 23
SLALOM CHAMPIONSHIPS
SEPTEMBER 10 – 12, 2004 KRAKÓW – POLAND**



19:33:26

[AD]

- HOME
- MAIN
- INFORMATION
- FORMS
- COUNTRIES
- COMPETITORS
- RESULTS
 - Qualifications
 - Semifinal
 - Final
 - K-1 Women
 - K-1 Men
 - C-1
 - C-2
 - Team
- RANKING

K-1 WOMEN final

JUNIORS

place	country	start number	name	time	penal	sub total	total	differ
1		76	SLOVAKOVA Petra	113,63	2	115,63	227,90	
				110,27	2	112,27		
2		72	KUHNL Corinna	113,54	6	119,54	231,35	3,45
				111,81	0	111,81		
3		75	KALUZA Gina	114,47	0	114,47	231,41	3,51
				114,94	2	116,94		
4		71	GRIMM Michaela	114,09	2	116,09	231,77	3,87
				111,68	4	115,68		
		74	FRAUENRATH Katja	116,49	2	118,49	232,20	4,30

<http://www.pzkaj.pl/slalom/results/k1wf.html>

12.09.2004

5				113,71	0	113,71		
6		68	VYBIRALOVA Zuzana	117,72	0	117,72	234,63	6,73
				114,91	2	116,91		
7		58	NEAVE Lizzie	120,93	0	120,93	238,41	10,51
				117,48	0	117,48		
8		48	BLAZKOVA Sarka	113,65	4	117,65	239,11	11,21
				117,46	4	121,46		
9		70	LAFONT Marie-Zelia	117,48	2	119,48	241,01	13,11
				119,53	2	121,53		
10		60	MACOVA Katarina	119,79	2	121,79	241,67	13,77
				115,88	4	119,88		

UNDER 23

place	country	start number	name	time	penal	sub total	total	differ
1		127	DUKATOVA Jana	108	0	108	218,55	
				106,55	4	110,55		
2		121	CHOURRAUT Maialen	108,7	2	110,7	223,60	5,05
				110,90	2	112,90		

<http://www.pzkaj.pl/slalom/results/k1wf.html>

12.09.2004

3	 SVK	123	BENUSOVA Dana	108,53	2	110,53	224,85	6,30
				112,32	2	114,32		
4	 GBR	135	PENNIE Fiona	108,73	2	110,73	225,75	7,20
				111,02	4	115,02		
5	 CZE	130	HOSKOVA Katerina	115,31	0	115,31	228,20	9,65
				112,89	0	112,89		
6	 CZE	136	RIHOSKOVA Marie	112,41	0	112,41	228,64	10,09
				112,23	4	116,23		
7	 RUS	115	PEROWA Aleksandra	113,15	2	115,15	229,23	10,68
				114,08	0	114,08		
8	 FRA	134	TARNANE Alice	114,18	0	114,18	230,76	12,21
				116,58	0	116,58		
9	 GER	122	FRAUENRATH Heike	114,19	0	114,19	231,53	12,98
				115,34	2	117,34		
10	 RUS	117	KHARITONOVA Marta	113,43	0	113,43	283,84	65,29
				118,41	52	170,41		

Copyright C 1998-2004 PCF . All rights reserved.

5795 

<http://www.pzkaj.pl/slalom/results/k1wf.html>

12.09.2004

::: European Junior and Under 23 Slalom Championships :::

Seite 1 von 3



EUROPEAN JUNIOR AND UNDER 23 SLALOM CHAMPIONSHIPS SEPTEMBER 10 – 12, 2004 KRAKÓW – POLAND






19:33:54

[AD]

K-1 MEN final

JUNIORS

place	country	start number	name	time	penal	sub total	total	differ
1	 CZE	204	BUCHTEL Michal	101,47	0	101,47	201,450	
				99,98	0	99,98		
2	 CZE	203	HILGERT Lubos	101,68	2	103,68	204,55	3,10
				100,87	0	100,87		
3	 CZE	205	HRADILEK Vavrinee	103,37	2	105,37	205,81	4,36
				100,44	0	100,44		
4	 POL	198	POLACZYK Mateusz	103,18	2	105,18	206,67	5,22
				101,49	0	101,49		
	 POL	208	POLACZYK Henryk	101,61	2	103,61	209,04	7,59

- HOME
- MAIN
- INFORMATION
- FORMS
- COUNTRIES
- COMPETITORS
- RESULTS
 - Qualifications
 - Semifinal
 - Final
 - K-1 Women
 - K-1 Men
 - C-1
 - C-2
 - Team
- RANKING

<http://www.pzkaj.pl/slalom/results/k1mf.html>

12.09.2004

5				103,43	2	105,43		
6		202	HERNANZ Samuel	104,99	0	104,99	209,23	7,78
				104,24	0	104,24		
7		199	NEVELL Baris	105,04	0	105,04	209,27	7,82
				104,23	0	104,23		
8		206	SCHUBERT Sebastian	103,57	2	105,57	212,90	11,45
				103,33	4	107,33		
9		187	STEVENSON Nathan	105,41	0	105,41	218,48	17,03
				109,07	4	113,07		
10		196	DE GENARRO Riccardo	104,12	2	106,12	257,42	55,97
				101,3	50	151,30		

UNDER 23

place	country	start number	name	time	penal	sub total	total	differ
1		261	SAJBIDOR Jan	98,29	0	98,29	197,63	
				99,34	0	99,34		
2		275	NOLIMAL Andrej	98,53	0	98,53	198,49	0,86
				99,96	0	99,96		

<http://www.pzkaj.pl/slalom/results/k1mf.html>

12.09.2004

3		262	CIPRESSI Stefano	100,11	0	100,11	199,94	2,31
				99,83	0	99,83		
4		237	PAOLINI Diego	99,84	0	99,84	200,00	2,37
				100,16	0	100,16		
5		281	PFANMOELLER Erik	99,97	0	99,97	201,11	3,48
				101,14	0	101,14		
6		267	KAUZER Peter	100,5	0	100,5	202,03	4,40
				99,53	2	101,53		
7		269	NATMESSNIG Herwig	100,79	0	100,79	202,83	5,20
				102,04	0	102,04		
8		259	HOUNSLOW Richard	99,84	0	99,84	203,20	5,57
				101,36	2	103,36		
9		274	SWETMAN Huw	101,02	0	101,02	205,19	7,56
				102,17	2	104,17		
10		271	BOURLIAUD Pierre	101,26	0	101,26	207,58	9,95
				102,32	4	106,32		



**EUROPEAN JUNIOR AND UNDER 23
SLALOM CHAMPIONSHIPS
SEPTEMBER 10 – 12, 2004 KRAKÓW – POLAND**



19:34:16

[AD]

- HOME
- MAIN
- INFORMATION
- FORMS
- COUNTRIES
- COMPETITORS
- RESULTS
 - Qualifications
 - Semifinal
 - Final
 - K-1 Women
 - K-1 Men
 - C-1
 - C-2
 - Team
 - RANKING

C-1 final

JUNIORS

place	country	start number	name	time	penal	sub total	total	differ
1		31	BENUS Matej	107,76	2	109,76	215,01	
				105,25	0	105,25		
2		37	BARTOS Dawid	107,83	0	107,83	218,19	3,18
				106,36	4	110,36		
3		35	BATIK Jan	107,77	0	107,77	218,73	3,72
				110,96	0	110,96		
4		30	TSAKMAKIS Christos	107,91	2	109,91	219,08	4,07
				109,17	0	109,17		
		32	SUCHY Matej	111,44	0	111,44	221,07	6,07

<http://www.pzkaj.pl/slalom/results/c1f.html>

12.09.2004






5				109,63	0	109,63		
6		24	KARASEK Petr	112,84	0	112,84	221,35	6,34
				106,51	2	108,51		
7		20	SAVSEK Benjamin	109,03	6	115,03	229,21	14,20
				110,18	4	114,18		
8		36	MAHNERT Markus	115,88	0	115,88	232,93	17,92
				113,05	4	117,05		
9		18	KULOVEC Aliaz	113,61	2	115,61	237,72	22,71
				116,11	6	122,11		
10		22	JANE Michal	111,27	0	111,27	272,92	57,91
				111,65	50	161,65		

UNDER 23

place	country	start number	name	time	penal	sub total	total	differ
1		108	BENZHEN Jan	101,95	0	101,95	206,73	
				104,78	0	104,78		
2		107	HOFFMANN Lukas	105,73	0	105,73	208,73	2
				103,00	0	103,00		

<http://www.pzkaj.pl/slalom/results/c1f.html>

12.09.2004

3	 POL	104	SUPOWICZ Krzysztof	102,87	2	104,87	209,48	2,75
				104,61	0	104,61		
4	 POL	96	WÓJS Grzegorz	104,73	0	104,73	209,64	2,91
				104,91	0	104,91		
5	 FRA	101	CHEVRIER Herve	105,65	0	105,65	210,71	3,98
				105,06	0	105,06		
6	 GER	91	BECK Florian	106,44	0	106,44	213,80	7,07
				107,36	0	107,36		
7	 POL	94	KILJANEK Grzegorz	106,23	2	108,23	214,24	7,51
				106,01	0	106,01		
8	 GBR	92	GODDAR Daniel	104,55	0	104,55	216,62	9,89
				106,07	6	112,07		
9	 GBR	98	FLORENCE David	105,95	2	107,95	216,86	10,13
				104,91	4	108,91		
10	 SVK	109	SLAVKOVSKI Alexander	106,69	0	106,69	219,77	13,04
				105,08	8	113,08		

Copyright C 1998-2004 PCF . All rights reserved.

5795 

<http://www.pzkaj.pl/slalom/results/c1f.html>

12.09.2004



**EUROPEAN JUNIOR AND UNDER 23
SLALOM CHAMPIONSHIPS
SEPTEMBER 10 – 12, 2004 KRAKÓW – POLAND**








19:35:57

[AD]

C-2 final

JUNIORS

place	country	start number	name	time	penal	sub total	total	differ
1	 FRA	145	KLAUSS Gauthier PECHE Mathieu	116,28	2	118,28	234,60	
				116,32	0	116,32		
2	 GER	144	MULLER Kei MULLER Kevin	115,61	2	117,61	234,95	0,35
				115,34	2	117,34		
3	 FRA	149	MAYNADIER Aymeric PERILHOU Sebastian	115,68	0	115,68	236,26	1,66
				114,58	6	120,58		
4	 CZE	154	KOPLIK Tomas VRZAN Jakub	119,28	0	119,28	237,09	2,49
				117,81	0	117,81		
	 POL	150	PALUCH Michal	117,15	6	123,15	241,09	6,49



- HOME
- MAIN
- INFORMATION
- FORMS
- COUNTRIES
- COMPETITORS
- RESULTS
 - Qualifications
 - Semifinal
 - Final
 - K-1 Women
 - K-1 Men
 - C-1
 - C-2
 - Team
- RANKING

<http://www.pzkaj.pl/slalom/results/c2f.html>

12.09.2004

5			BARTOS Damian	115,94	2	117,94		
6		152	BARTSCH Michael WIEDEMANN Michael	119,97	2	121,97	242,42	7,82
				118,45	2	120,45		
7		141	STODER Juraj MEDVED Martin	122,65	2	124,65	246,34	11,74
				119,69	2	121,69		
8		142	GREIM Michael KLEIN Max-Otto	124,74	2	126,74	254,83	20,23
				126,09	2	128,09		
9		147	FARON Szymon PYTEL Piotr	125,73	6	131,73	254,84	20,24
				119,11	4	123,11		
10		151	SACHA Jan LULEY Jakub	115,48	54	169,48	287,49	52,89
				116,01	2	118,01		

UNDER 23

place	country	start number	name	time	penal	sub total	total	differ
1		226	SKANTAR Ladislav SKANTAR Peter	107,67	0	107,67	217,84	
				110,17	0	110,17		
2		225	BRAUD Martin FORGIT Cedric	108,79	0	108,79	220,61	2,77
				109,82	2	111,82		

<http://www.pzkaj.pl/slalom/results/c2f.html>

12.09.2004

3		218	MICHEL Felix PIESIG Sebastian	110,09	0	110,09	221,18	3,34
				111,09	0	111,09		
4		224	GASPARD Remi GASPARD Julien	109,84	0	109,84	222,18	4,34
				110,34	2	112,34		
5		222	SARNA Paweł POCHWAŁA Marcin	108,96	0	108,96	223,76	5,92
				110,8	4	114,8		
6		215	WRZOSEK Dariusz KRUCZEK Bartłomiej	109,94	2	111,94	225,68	7,84
				111,74	2	113,74		
7		216	TROQUENET Damien VOYNADIER Nathieu	111,68	0	111,68	227,25	9,41
				111,57	4	115,57		
8		209	LAKIREV Fedor ERMAKOV Serguei	109,92	4	113,92	229,38	11,54
				113,46	2	115,46		
9		221	MERENUS Jan KUBRICAN Pavel	114,09	0	114,09	230,04	12,20
				113,95	2	115,95		
10		217	MICZEK Jarosław SEKUŁA Wojciech	111,34	2	113,34	276,24	58,40
				110,90	52	162,90		