

CANOE/KAYAK SLALOM RACING WORLD CHAMPIONSHIPS

PENRITH NSW - AUSTRALIA 29 SEP - 3 OCT 2005



RACE ANALYSIS														
C1-Men Heats - 1st and 2nd Run														
Penrith Whitewater Stadium					30 Sep 2005					Start Time: 09:45 / End Time: 10:40				

Rank	Bib No.	Ph. Run	Rk.	Name																		Nat.	Phase Total				
				1	2	3	*4	5	6	7	*8	*9	10	11	12	13	14	15*	16	17	18		19*	20*	21	22	Time
1	53			MCINTOSH Stuart																		GBR			204,92	0.00	
	53	1	2	-																				101.06	2	103,06	+0.71
	53	2	1	-																				101.86	0	101,86	0.00
	1			Split Time 1: 27.77																				Split Time 2: 71.99			
	2			Split Time 1: 26.93																				Split Time 2: 70.96			
2	25			INDRUCH Tomas																		CZE			208,24	+3.32	
	25	1	8	-																				105.92	0	105,92	+3.57
	25	2	2	-																				102.32	0	102,32	+0.46
	1			Split Time 1: 27.52																				Split Time 2: 72.14			
	2			Split Time 1: 27.61																				Split Time 2: 70.96			
3	51			MARTIKAN Michal																		SVK			208,55	+3.63	
	51	1	5	-																				100.58	4	104,58	+2.23
	51	2	4	-																				103.97	0	103,97	+2.11
	1			Split Time 1: 27.08																				Split Time 2: 75.43			
	2			Split Time 1: 28.49																				Split Time 2: 70.93			
4	46			MINCIK Juraj																		SVK			208,74	+3.82	
	46	1	3	-																				103.83	0	103,83	+1.48
	46	2	6	-																				104.91	0	104,91	+3.05
	1			Split Time 1: 28.04																				Split Time 2: 69.90			
	2			Split Time 1: 28.12																				Split Time 2: 72.85			
5	43			JEZEK Stanislav																		CZE			208,79	+3.87	
	43	1	9	-																				102.18	4	106,18	+3.83
	43	2	3	-																				102.61	0	102,61	+0.75
	1			Split Time 1: 28.05																				Split Time 2: 73.41			
	2			Split Time 1: 28.65																				Split Time 2: 69.99			
6	50			BENZIEN Jan																		GER			209,47	+4.55	
	50	1	1	-																				102.35	0	102,35	0.00
	50	2	8	-																				105.12	2	107,12	+5.26
	1			Split Time 1: 27.83																				Split Time 2: 70.04			
	2			Split Time 1: 28.10																				Split Time 2: 70.46			
7	40			LALLIET Olivier																		FRA			213,53	+8.61	
	40	1	14	-																				109.10	0	109,10	+6.75
	40	2	5	-																				104.43	0	104,43	+2.57
	1			Split Time 1: 28.93																				Split Time 2: 74.11			
	2			Split Time 1: 28.60																				Split Time 2: 71.47			
8	42			BETTGE Nico																		GER			214,87	+9.95	
	42	1	10	-																				105.15	2	107,15	+4.80
	42	2	9	-																				103.72	4	107,72	+5.86
	1			Split Time 1: 28.06																				Split Time 2: 74.13			
	2			Split Time 1: 30.47																				Split Time 2: 72.24			
9	52			BELL Robin																		AUS			214,88	+9.96	
	52	1	4	-																				102.28	2	104,28	+1.93
	52	2	20	-																				104.60	6	110,60	+8.74
	1			Split Time 1: 30.02																				Split Time 2: 71.90			
	2			Split Time 1: 27.79																				Split Time 2: 75.44			
10	49			PFANMOELLER Stefan																		GER			216,43	+11.51	
	49	1	11	-																				107.48	0	107,48	+5.13
	49	2	14	-																				104.95	4	108,95	+7.09
	1			Split Time 1: 28.23																				Split Time 2: 73.53			
	2			Split Time 1: 28.17																				Split Time 2: 72.49			

CANOE/KAYAK SLALOM RACING WORLD CHAMPIONSHIPS

PENRITH

NSW - AUSTRALIA

29 SEP - 3 OCT 2005



RACE ANALYSIS													
C1-Men Heats - 1st and 2nd Run													
Penrith Whitewater Stadium					30 Sep 2005				Start Time: 09:45 / End Time: 10:40				

Rank	Bib No.	Ph. Run	Rk.	Name	Nat.	Phase Total																			
						Time	Pen. Sec.	Total Time Behind																	
	Start Order			1	2	3	*4	5	6	7	*8	*9	10	11	12	13	14	15*	16	17	18	19*	20*	21	22
11	54	1	6	ESTANGUET Tony	FRA	216,76			+11.84																
	54	2	26			104.61	0	104,61		+2.26															
	1					108.15	4	112,15		+10.29															
	2					Split Time 1: 28.05		Split Time 2: 70.74																	
				Split Time 1: 29.20		Split Time 2: 77.80																			
12	47	1	22	STEVANOVIC Dejan	SLO	217,66			+12.74																
	47	2	7			111.64	0	111,64		+9.29															
	1					104.02	2	106,02		+4.16															
	2					Split Time 1: 28.15		Split Time 2: 76.69																	
				Split Time 1: 30.30		Split Time 2: 73.07																			
13	34	1	18	SANGRA Jordi	ESP	217,78			+12.86																
	34	2	11			107.87	2	109,87		+7.52															
	1					107.91	0	107,91		+6.05															
	2					Split Time 1: 28.49		Split Time 2: 74.39																	
				Split Time 1: 28.92		Split Time 2: 72.80																			
14	24	1	20	BIERYT Krzysztof	POL	218,04			+13.12																
	24	2	12			108.07	2	110,07		+7.72															
	1					103.97	4	107,97		+6.11															
	2					Split Time 1: 27.71		Split Time 2: 71.11																	
				Split Time 1: 28.31		Split Time 2: 75.54																			
15	45	1	7	LABARELLE Pierre	FRA	219,28			+14.36																
	45	2	29			105.40	0	105,40		+3.05															
	1					107.88	6	113,88		+12.02															
	2					Split Time 1: 28.20		Split Time 2: 73.05																	
				Split Time 1: 27.72		Split Time 2: 75.30																			
16	22	1	19	WOJS Grzegorz	POL	219,44			+14.52																
	22	2	16			107.90	2	109,90		+7.55															
	1					105.54	4	109,54		+7.68															
	2					Split Time 1: 29.86		Split Time 2: 76.57																	
				Split Time 1: 28.79		Split Time 2: 77.29																			
17	41	1	15	WIECZOREK Mariusz	POL	219,50			+14.58																
	41	2	18			105.36	4	109,36		+7.01															
	1					108.14	2	110,14		+8.28															
	2					Split Time 1: 28.16		Split Time 2: 73.41																	
				Split Time 1: 30.64		Split Time 2: 76.91																			
18	28	1	17	CRANE Austin	USA	220,51			+15.59																
	28	2	21			107.80	2	109,80		+7.45															
	1					108.71	2	110,71		+8.85															
	2					Split Time 1: 30.98		Split Time 2: 74.93																	
				Split Time 1: 28.28		Split Time 2: 73.00																			
19	48	1	13	SLAFKOVSKY Alexander	SVK	220,64			+15.72																
	48	2	27			104.16	4	108,16		+5.81															
	1					108.48	4	112,48		+10.62															
	2					Split Time 1: 27.81		Split Time 2: 75.31																	
				Split Time 1: 28.31		Split Time 2: 75.40																			

CANOE/KAYAK SLALOM RACING WORLD CHAMPIONSHIPS

PENRITH NSW - AUSTRALIA 29 SEP - 3 OCT 2005



RACE ANALYSIS

C1-Men Heats - 1st and 2nd Run

Penrith Whitewater Stadium

30 Sep 2005

Start Time: 09:45 / End Time: 10:40

Rank	Bib No.	Ph. Run	Rk.	Name	Nat.	Phase Total																											
						Time	Pen. Sec.	Total Time Behind																									
	Start Order			1	2	3	*4	5	6	7	*8	*9	10	11	12	13	14	15*	16	17	18	19*	20*	21	22								
20	20	1	26	DUERRENMATT Ronnie	SUI																				222.54	+17.62							
	20	2	13			-	-	-	-	-	-	-	-	-	-	-	-	-	-	-	-	-	-	-			-	-	2	111.60	2	113.60	+11.25
	1					Split Time 1: 28.22										Split Time 2: 76.87																	
	2					Split Time 1: 28.74										Split Time 2: 72.65																	
21	21	1	27	LIPATOV Alexander	RUS																				222.94	+18.02							
	21	2	15			-	-	-	-	-	-	-	-	-	-	-	-	-	-	-	-	-	-	-			-	-	2	109.88	4	113.88	+11.53
	1					Split Time 1: 28.24										Split Time 2: 78.18																	
	2					Split Time 1: 29.05										Split Time 2: 74.89																	
22	37	1	12	MASEK Jan	CZE																				222.96	+18.04							
	37	2	30			-	-	-	-	-	-	-	-	-	-	-	-	-	-	-	-	-	-	-			-	-	2	108.01	0	108.01	+5.66
	1					Split Time 1: 29.14										Split Time 2: 74.09																	
	2					Split Time 1: 29.88										Split Time 2: 76.01																	
23	39	1	16	HOCEVAR Simon	SLO																				223.24	+18.32							
	39	2	28			-	-	-	-	-	-	-	-	-	-	-	-	-	-	-	-	-	-	-			-	-	2	107.56	2	109.56	+7.21
	1					Split Time 1: 27.67										Split Time 2: 74.19																	
	2					Split Time 1: 31.81										Split Time 2: 78.02																	
24	16	1	23	MALEY Kynan	AUS																				223.77	+18.85							
	16	2	24			-	-	-	-	2	-	-	2	-	-	2	-	-	-	-	-	-	-	-			-	-	2	105.97	6	111.97	+9.62
	1					Split Time 1: 29.85										Split Time 2: 78.96																	
	2					Split Time 1: 27.91										Split Time 2: 74.34																	
25	31	1	24	TSAKMAKIS Christos	GRE																				223.96	+19.04							
	31	2	25			-	-	-	-	-	-	-	-	-	-	-	-	-	-	-	-	-	-	-			-	-	2	109.99	2	111.99	+9.64
	1					Split Time 1: 29.53										Split Time 2: 78.17																	
	2					Split Time 1: 29.27										Split Time 2: 77.09																	
26	36	1	28	ERGUIN Jon	ESP																				224.93	+20.01							
	36	2	19			-	-	-	-	-	-	-	-	-	-	-	-	-	-	-	-	-	-	-			-	-	2	112.60	2	114.60	+12.25
	1					Split Time 1: 29.53										Split Time 2: 75.46																	
	2					Split Time 1: 28.70										Split Time 2: 75.09																	
27	38	1	30	CARTWRIGHT James	CAN																				228.21	+23.29							
	38	2	23			-	-	-	-	-	-	-	-	-	-	-	-	-	-	-	-	-	-	-			-	-	2	112.79	4	116.79	+14.44
	1					Split Time 1: 28.85										Split Time 2: 74.46																	
	2					Split Time 1: 28.72										Split Time 2: 74.33																	
28	27	1	31	SCHIRMANN Alain	SUI																				228.37	+23.45							
	27	2	22			-	-	-	-	-	-	-	-	-	-	-	-	-	-	-	-	-	-	-			-	-	2	115.04	2	117.04	+14.69
	1					Split Time 1: 28.35										Split Time 2: 77.12																	
	2					Split Time 1: 28.59										Split Time 2: 72.83																	

CANOE/KAYAK SLALOM RACING WORLD CHAMPIONSHIPS

PENRITH NSW - AUSTRALIA 29 SEP - 3 OCT 2005



RACE ANALYSIS

C1-Men Heats - 1st and 2nd Run

Penrith Whitewater Stadium

30 Sep 2005

Start Time: 09:45 / End Time: 10:40

Rank	Bib No.	Ph. Run	Rk.	Name	Nat.	Phase Total		
						Time	Pen. Sec.	Total Time Behind
29	32	1	21	GODDARD Daniel	GBR	228,51 +23.59		
						110.97	0	110,97 +8.62
						111.54	6	117,54 +15.68
						Split Time 1: 28.42	Split Time 2: 77.11	
		2				Split Time 1: 30.86	Split Time 2: 82.73	
30	33	1	25	ZAKRAJSEK Jost	SLO	229,01 +24.09		
						108.42	4	112,42 +10.07
						112.59	4	116,59 +14.73
						Split Time 1: 31.47	Split Time 2: 75.23	
		2				Split Time 1: 28.88	Split Time 2: 81.23	
31	44	1	36	FLORENCE David	GBR	231,26 +26.34		
						119.41	4	123,41 +21.06
						105.85	2	107,85 +5.99
						Split Time 1: 27.81	Split Time 2: 76.32	
		2				Split Time 1: 29.12	Split Time 2: 71.75	
32	14	1	33	FINA Fulvio	ITA	235,02 +30.10		
						117.25	2	119,25 +16.90
						109.77	6	115,77 +13.91
						Split Time 1: 32.28	Split Time 2: 80.66	
		2				Split Time 1: 31.21	Split Time 2: 75.55	
33	30	1	34	LARIMER Jeff	USA	238,78 +33.86		
						111.97	8	119,97 +17.62
						110.81	8	118,81 +16.95
						Split Time 1: 32.36	Split Time 2: 78.98	
		2				Split Time 1: 29.25	Split Time 2: 80.62	
34	8	1	35	MUICINOVIC Emir	CRO	241,65 +36.73		
						120.47	0	120,47 +18.12
						119.18	2	121,18 +19.32
						Split Time 1: 29.99	Split Time 2: 80.65	
		2				Split Time 1: 29.62	Split Time 2: 20.87	
35	7	1	37	SANTIN DE SOUZA Filipi	BRA	243,76 +38.84		
						122.23	2	124,23 +21.88
						117.53	2	119,53 +17.67
						Split Time 1: 31.53	Split Time 2: 83.95	
		2				Split Time 1: 28.80	Split Time 2: 28.32	
36	35	1	29	FUCHS Leopold	AUT	244,89 +39.97		
						110.70	6	116,70 +14.35
						124.19	4	128,19 +26.33
						Split Time 1: 33.26	Split Time 2: 79.39	
		2				Split Time 1: 46.36	Split Time 2: 90.19	
37	13	1	38	KAZAK Aliaksandr	BLR	248,44 +43.52		
						120.36	4	124,36 +22.01
						120.08	4	124,08 +22.22
						Split Time 1: 31.48	Split Time 2: 86.66	
		2				Split Time 1: 30.45	Split Time 2: 81.11	

CANOE/KAYAK SLALOM RACING WORLD CHAMPIONSHIPS

PENRITH NSW - AUSTRALIA 29 SEP - 3 OCT 2005



RACE ANALYSIS

C1-Men Heats - 1st and 2nd Run

Penrith Whitewater Stadium

30 Sep 2005

Start Time: 09:45 / End Time: 10:40

Rank	Bib No.	Ph. Run	Rk.	Name	Nat.	Phase Total																													
						Time	Pen. Sec.	Total Time Behind																											
38	17	1	32	NONOMIYA Kenji												JPN	114.28	4	249.46	+44.54															
				17	2	44	1	2	3	*4	5	6	7	*8	*9						10	11	12	13	14	15	*16	17	18	19	*20	*21	22		
							2	2	2	2	-	-	-	-	-						-	-	-	-	-	-	-	-	-	-	-	-	-	-	-
							Split Time 1: 28.97														Split Time 2: 78.96														
Split Time 1: 35.20												Split Time 2: 91.62																							
39	18	1	40	PETRY Cassio Ramon												BRA	128.30	0	249.89	+44.97															
				18	2	39	1	2	3	*4	5	6	7	*8	*9						10	11	12	13	14	15	*16	17	18	19	*20	*21	22		
							2	-	-	-	-	-	-	-	-						-	-	-	-	-	-	-	-	-	-	-	-	-	-	-
							Split Time 1: 29.42														Split Time 2: 78.71														
Split Time 1: 28.13												Split Time 2: 79.12																							
40	15	1	45	YUNGNICKEL Mark												NZL	127.66	6	251.55	+46.63															
				15	2	35	1	2	3	*4	5	6	7	*8	*9						10	11	12	13	14	15	*16	17	18	19	*20	*21	22		
							2	-	-	-	-	-	-	-	-						-	-	-	-	-	-	-	-	-	-	-	-	-	-	-
							Split Time 1: 33.08														Split Time 2: 88.62														
Split Time 1: 29.29												Split Time 2: 78.86																							
41	19	1	46	FRAKER Benn												USA	131.50	4	252.94	+48.02															
				19	2	33	1	2	3	*4	5	6	7	*8	*9						10	11	12	13	14	15	*16	17	18	19	*20	*21	22		
							2	-	-	-	-	-	-	-	-						-	-	-	-	-	-	-	-	-	-	-	-	-	-	-
							Split Time 1: 31.82														Split Time 2: 80.25														
Split Time 1: 28.56												Split Time 2: 79.70																							
42	26	1	39	DAWSON James												NZL	124.22	4	254.09	+49.17															
				26	2	42	1	2	3	*4	5	6	7	*8	*9						10	11	12	13	14	15	*16	17	18	19	*20	*21	22		
							2	-	-	-	-	-	-	-	-						-	-	-	-	-	-	-	-	-	-	-	-	-	-	-
							Split Time 1: 30.25														Split Time 2: 80.19														
Split Time 1: 30.88												Split Time 2: 84.71																							
43	9	1	42	ALLEN Craig												CAN	124.78	6	262.02	+57.10															
				9	2	45	1	2	3	*4	5	6	7	*8	*9						10	11	12	13	14	15	*16	17	18	19	*20	*21	22		
							2	-	-	-	-	-	-	-	-						-	-	-	-	-	-	-	-	-	-	-	-	-	-	-
							Split Time 1: 32.03														Split Time 2: 86.55														
Split Time 1: 32.33												Split Time 2: 16.88																							
44	5	1	41	MOCHIDA Masanari												JPN	122.87	6	268.03	+63.11															
				5	2	47	1	2	3	*4	5	6	7	*8	*9						10	11	12	13	14	15	*16	17	18	19	*20	*21	22		
							2	-	-	-	-	-	-	-	-						-	-	-	-	-	-	-	-	-	-	-	-	-	-	-
							Split Time 1: 33.03														Split Time 2: 85.90														
Split Time 1: 31.07												Split Time 2: 80.88																							
45	12	1	44	KONDO Kyosuke												JPN	130.93	2	269.09	+64.17															
				12	2	46	1	2	3	*4	5	6	7	*8	*9						10	11	12	13	14	15	*16	17	18	19	*20	*21	22		
							2	-	-	-	-	-	-	-	-						-	-	-	-	-	-	-	-	-	-	-	-	-	-	-
							Split Time 1: 31.68														Split Time 2: 88.33														
Split Time 1: 32.80												Split Time 2: 94.28																							
46	29	1	48	GABB Matthew												AUS	152.71	8	270.70	+65.78															
				29	2	17	1	2	3	*4	5	6	7	*8	*9						10	11	12	13	14	15	*16	17	18	19	*20	*21	22		
							2	-	-	-	-	-	-	-	-						-	-	-	-	-	-	-	-	-	-	-	-	-	-	-
							Split Time 1: 26.84														Split Time 2: 74.82														
Split Time 1: 27.27												Split Time 2: 76.65																							

RACE ANALYSIS

C1-Men Heats - 1st and 2nd Run

Penrith Whitewater Stadium

30 Sep 2005

Start Time: 09:45 / End Time: 10:40

Rank	Bib No.	Ph. Run	Rk.	Name	Nat.	Phase Total																										
						Time	Pen. Sec.	Total Time Behind																								
47	23	1	47	LIMING Feng	CHN	1	2	3	*4	5	6	7	*8	*9	10	11	12	13	14	15	*16	17	18	19	*20	*21	22	148.50	4	152,50	+50.15	
		2	40			2	2	2	2	2	2	2	2	2	2	2	2	2	2	2	2	2	2	2	2	2	2	2	2	116.60	6	122,60
	1		Split Time 1: 31.43											Split Time 2: 60.64																		
	2		Split Time 1: 35.13											Split Time 2: 81.40																		
48	10	1	43	RULLIS Krisjanis	LAT	1	2	3	4	5	6	7	8	9	10	11	12	13	14	15	16	17	18	19	20	21	22	122.97	8	130,97	+28.62	
		2	48			2	2	2	2	2	2	2	2	2	2	2	2	2	2	2	2	2	2	2	2	2	2	2	143.60	10	153,60	+51.74
	1		Split Time 1: 36.74											Split Time 2: 87.77																		
	2		Split Time 1: 31.13											Split Time 2: 88.53																		
49	11	1	49	SIBONISO Cele	RSA	1	2	3	4	5	6	7	8	9	10	11	12	13	14	15	16	17	18	19	20	21	22	165.84	8	173,84	+71.49	
		2	51			2	2	2	2	2	2	2	2	2	2	2	2	2	2	2	2	2	2	2	2	2	2	2	167.26	106	273,26	+171.40
	1		Split Time 1: 38.47											Split Time 2: 76.18																		
	2		Split Time 1: 36.97											Split Time 2: 134.33																		
50	2	1	50	CHI Chien-Hung	TPE	1	2	3	4	5	6	7	8	9	10	11	12	13	14	15	16	17	18	19	20	21	22	197.14	14	211,14	+108.79	
		2	49			2	2	2	2	2	2	2	2	2	2	2	2	2	2	2	2	2	2	2	2	2	2	2	179.46	62	241,46	+139.60
	1		Split Time 1: 42.29											Split Time 2: 109.28																		
	2		Split Time 1: 96.32											Split Time 2:																		
51	4	1	51	KUZMIN Pavel	KAZ	1	2	3	4	5	6	7	8	9	10	11	12	13	14	15	16	17	18	19	20	21	22	215.44	12	227,44	+125.09	
		2	50			2	2	2	2	2	2	2	2	2	2	2	2	2	2	2	2	2	2	2	2	2	2	2	177.79	64	241,79	+139.93
	1		Split Time 1: 44.88											Split Time 2: 107.95																		
	2		Split Time 1: 43.23											Split Time 2: 97.64																		
52	6	1	52	NGIDI Lindelani	RSA	1	2	3	4	5	6	7	8	9	10	11	12	13	14	15	16	17	18	19	20	21	22	151.17	152	303,17	+200.82	
		2	52			2	2	2	2	2	2	2	2	2	2	2	2	2	2	2	2	2	2	2	2	2	2	2	134.65	258	392,65	+290.79
	1		Split Time 1: 89.84											Split Time 2: 173.99																		
	2		Split Time 1: 87.35											Split Time 2:																		
53	3	1	53	OUAZAA Karim	TUN	1	2	3	4	5	6	7	8	9	10	11	12	13	14	15	16	17	18	19	20	21	22	247.43	210	457,43	+355.08	
		2	53			2	2	2	2	2	2	2	2	2	2	2	2	2	2	2	2	2	2	2	2	2	2	2	204.77	210	414,77	+312.91
	1		Split Time 1: 109.08											Split Time 2: 180.36																		
	2		Split Time 1: 104.42											Split Time 2: 170.69																		
54	1	1	54	OU Yang-Ju	TPE	1	2	3	4	5	6	7	8	9	10	11	12	13	14	15	16	17	18	19	20	21	22	146.10	360	506,10	+403.75	
		2	54			2	2	2	2	2	2	2	2	2	2	2	2	2	2	2	2	2	2	2	2	2	2	2	223.17	416	639,17	+537.31
	1		Split Time 1: 89.40											Split Time 2: 230.34																		
	2		Split Time 1: 95.99											Split Time 2: 244.10																		

Gate Summary	1	2	3	4	5	6	7	8	9	10	11	12	13	14	15	16	17	18	19	20	21	22
Touched:	2	5	10	10	11	6	1	10	6	8	13	3	21	15	18	3	4	4	19	14	16	6
Missed:	0	6	3	0	0	0	0	3	4	4	3	1	0	0	0	0	1	0	7	1	1	1



CANOE/KAYAK SLALOM RACING WORLD CHAMPIONSHIPS

PENRITH
NSW - AUSTRALIA
29 SEP - 3 OCT 2005



RACE ANALYSIS

C1-Men Heats - 1st and 2nd Run

Penrith Whitewater Stadium

30 Sep 2005

Start Time: 09:45 / End Time: 10:40


LEGEND	Nat.	Nation	No.	Bib Number	Ph./RunPhase	Rk.	Rank	Sec.	Penalties	Seconds
--------	------	--------	-----	------------	--------------	-----	------	------	-----------	---------

CS2005SWRLCH_C1HE2 77 1.0

Report Created 30 Sep 2005 10:59

<http://canoe.siwidata.info>

Page 7 / 7



CANOE/KAYAK SLALOM RACING WORLD CHAMPIONSHIPS

PENRITH NSW - AUSTRALIA 29 SEP - 3 OCT 2005



RACE ANALYSIS														
K1-Women Heats - 1st and 2nd Run														
Penrith Whitewater Stadium					30 Sep 2005					Start Time: 10:45 / End Time: 11:38				

Rank	Bib No.	Ph. Run	Rk.	Name																			Nat.	Phase Total																	
				1	2	3	*4	5	6	7	*8	*9	10	11	12	13	14	15*	16	17	18	19*		20*	21	22	Time	Pen. Sec.	Total Time	Behind											
1	47			SADILOVA Marcela																			CZE	222,53 0.00																	
	47	1	4	-	-	-	-	2	-	-	2	-	-	-	-	-	2	-	-	-	-	-	-	-	108.21	6	114,21	+3.60													
	47	2	1	-	-	-	-	-	-	-	-	-	-	-	-	-	-	-	-	-	-	-	-	-	108.32	0	108,32	0.00													
	1			Split Time 1: 30.46																			Split Time 2: 78.82																		
	2			Split Time 1: 27.97																			Split Time 2: 74.72																		
2	52			HILGERTOVA Stepanka																			CZE	225,15 +2.62																	
	52	1	6	-	-	-	-	-	-	-	-	-	-	-	-	-	-	-	-	-	2	2	-	-	111.01	4	115,01	+4.40													
	52	2	2	-	-	-	-	-	-	-	-	-	-	-	-	2	-	-	-	-	-	-	-	-	108.14	2	110,14	+1.82													
	1			Split Time 1: 28.87																			Split Time 2: 75.82																		
	2			Split Time 1: 28.08																			Split Time 2: 76.85																		
3	50			KALISKA Elena																			SVK	226,32 +3.79																	
	50	1	8	-	-	-	-	-	-	-	-	-	-	-	-	-	-	-	-	-	-	-	-	-	115.50	0	115,50	+4.89													
	50	2	3	-	-	-	-	-	-	-	-	-	-	-	-	-	-	-	-	-	-	-	-	-	110.82	0	110,82	+2.50													
	1			Split Time 1: 27.60																			Split Time 2: 80.89																		
	2			Split Time 1: 27.49																			Split Time 2: 74.84																		
4	43			PICHERY Mathilde																			FRA	227,63 +5.10																	
	43	1	9	-	-	-	-	-	-	-	-	-	-	-	-	-	-	-	-	-	-	-	-	-	115.94	0	115,94	+5.33													
	43	2	4	-	-	-	-	-	-	-	-	-	-	-	-	-	-	-	-	-	-	-	-	-	111.69	0	111,69	+3.37													
	1			Split Time 1: 28.58																			Split Time 2: 76.66																		
	2			Split Time 1: 28.06																			Split Time 2: 73.72																		
5	44			BLAKEMAN Laura																			GBR	228,46 +5.93																	
	44	1	5	-	-	-	-	-	-	-	-	-	-	-	-	-	-	-	-	-	2	-	-	-	112.53	2	114,53	+3.92													
	44	2	7	-	-	-	-	-	-	-	-	-	-	-	-	-	-	-	-	-	-	2	-	-	-	111.93	2	113,93	+5.61												
	1			Split Time 1: 29.10																			Split Time 2: 74.97																		
	2			Split Time 1: 32.73																			Split Time 2: 74.99																		
6	51			PLANERT Mandy																			GER	228,52 +5.99																	
	51	1	3	-	-	-	-	-	-	-	-	-	-	-	-	-	-	-	-	-	-	-	-	-	113.87	0	113,87	+3.26													
	51	2	9	-	-	2	-	-	-	-	-	-	-	-	-	-	-	-	-	-	-	-	-	-	112.65	2	114,65	+6.33													
	1			Split Time 1: 28.64																			Split Time 2: 74.28																		
	2			Split Time 1: 31.52																			Split Time 2: 79.22																		
7	46			DICKENS Peggy																			FRA	229,26 +6.73																	
	46	1	7	-	2	-	-	-	-	-	-	-	-	-	2	-	-	-	-	-	-	-	-	-	111.22	4	115,22	+4.61													
	46	2	8	-	-	-	-	-	-	-	-	-	-	-	-	2	-	-	-	-	-	-	2	-	110.04	4	114,04	+5.72													
	1			Split Time 1: 31.47																			Split Time 2: 79.50																		
	2			Split Time 1: 29.29																			Split Time 2: 75.06																		
8	12			STOFFEL-KURT Nadine																			SUI	233,40 +10.87																	
	12	1	11	-	-	-	-	-	-	-	-	-	-	-	-	-	-	-	-	-	-	-	-	-	118.68	0	118,68	+8.07													
	12	2	10	-	-	-	-	-	-	-	-	-	-	-	-	-	-	-	-	-	-	-	-	-	114.72	0	114,72	+6.40													
	1			Split Time 1: 30.26																			Split Time 2: 83.12																		
	2			Split Time 1: 28.95																			Split Time 2: 78.33																		
9	38			ZAMISKOVA BROSKOVA Gabriela																			SVK	234,97 +12.44																	
	38	1	12	-	-	-	-	-	-	-	-	-	-	-	-	-	-	-	-	-	2	-	2	-	115.22	4	119,22	+8.61													
	38	2	11	-	-	-	2	-	-	-	-	-	-	-	-	-	-	-	-	-	-	-	-	-	111.75	4	115,75	+7.43													
	1			Split Time 1: 28.96																			Split Time 2: 78.52																		
	2			Split Time 1: 29.96																			Split Time 2: 83.52																		
10	40			WALSH Kimberley																			GBR	235,03 +12.50																	
	40	1	17	-	-	-	-	-	-	-	-	-	-	-	-	-	-	-	-	-	-	-	-	-	122.50	0	122,50	+11.89													
	40	2	5	-	-	-	-	-	-	-	-	-	-	-	-	-	-	-	-	-	-	-	2	-	110.53	2	112,53	+4.21													
	1			Split Time 1: 32.04																			Split Time 2: 83.14																		
	2			Split Time 1: 29.42																			Split Time 2: 76.29																		

CANOE/KAYAK SLALOM RACING WORLD CHAMPIONSHIPS

PENRITH

NSW - AUSTRALIA

29 SEP - 3 OCT 2005



RACE ANALYSIS

K1-Women Heats - 1st and 2nd Run

Penrith Whitewater Stadium

30 Sep 2005

Start Time: 10:45 / End Time: 11:38

Rank	Bib No.	Ph. Run	Rk.	Name	Nat.	Phase Total		
						Time	Pen. Sec.	Total Time Behind
11	37	1 2	13 12	MILNE Victoria	AUS			
						119.52	0	119.52 +8.91
						116.10	0	116.10 +7.78
						Split Time 1: 32.42	Split Time 2: 83.66	
		1				Split Time 1: 29.98	Split Time 2: 79.21	
12	8	1 2	10 15	CORRIE Heather	GBR			
						115.22	2	117.22 +6.61
						118.20	2	120.20 +11.88
						Split Time 1: 31.15	Split Time 2: 80.47	
		1				Split Time 1: 31.73	Split Time 2: 81.34	
13	20	1 2	15 14	NATOLI Louise	AUS			
						117.99	4	121.99 +11.38
						115.28	4	119.28 +10.96
						Split Time 1: 32.57	Split Time 2: 82.69	
		1				Split Time 1: 29.46	Split Time 2: 81.86	
14	45	1 2	14 18	PAVELKOVA Irena	CZE			
						118.23	2	120.23 +9.62
						117.65	4	121.65 +13.33
						Split Time 1: 31.32	Split Time 2: 80.52	
		1				Split Time 1: 29.00	Split Time 2: 82.21	
15	41	1 2	21 13	FRAUENRATH Heike	GER			
						120.93	4	124.93 +14.32
						116.40	2	118.40 +10.08
						Split Time 1: 30.01	Split Time 2: 84.46	
		1				Split Time 1: 31.57	Split Time 2: 82.97	
16	33	1 2	19 19	VAN MOURIK Saskia	CAN			
						124.70	0	124.70 +14.09
						119.67	2	121.67 +13.35
						Split Time 1: 29.24	Split Time 2: 84.48	
		1				Split Time 1: 30.01	Split Time 2: 82.12	
17	36	1 2	22 20	LAWRENCE Katrina	AUS			
						119.14	6	125.14 +14.53
						118.40	4	122.40 +14.08
						Split Time 1: 31.97	Split Time 2: 85.51	
		1				Split Time 1: 35.42	Split Time 2: 84.88	
18	19	1 2	23 21	MILCZAREK Malgorzata	POL			
						121.83	4	125.83 +15.22
						114.46	8	122.46 +14.14
						Split Time 1: 31.49	Split Time 2: 79.62	
		1				Split Time 1: 36.81	Split Time 2: 84.95	
19	26	1 2	18 26	STANUCH Agnieszka	POL			
						119.54	4	123.54 +12.93
						124.13	2	126.13 +17.81
						Split Time 1: 32.61	Split Time 2: 88.61	
		1				Split Time 1: 33.85	Split Time 2: 81.38	

RACE ANALYSIS												
K1-Women Heats - 1st and 2nd Run												
Penrith Whitewater Stadium				30 Sep 2005				Start Time: 10:45 / End Time: 11:38				

Rank	Bib No.	Ph. Run	Rk.	Name	Nat.	Phase Total																											
						Time	Pen. Sec.	Total Time Behind																									
	Start Order			1	2	3	*4	5	6	7	*8	*9	10	11	12	13	14	15	*16	17	18	19	*20	*21	22								
20	29	1	26	BARNES Helen																				IRL	252,45 +29.92								
				29	2	17	-																				129.39	2	131,39	+20.78			
							1	2	-																				117.06	4	121,06	+12.74	
									Split Time 1: 85.37										Split Time 2: 86.13														
Split Time 1: 29.66										Split Time 2: 78.31																							
21	15	1	16	KHARITONOVA Marta																				RUS	252,98 +30.45								
				15	2	28	-																				122.14	0	122,14	+11.53			
							1	2	-																				126.84	4	130,84	+22.52	
									Split Time 1: 29.26										Split Time 2: 84.73														
Split Time 1: 37.48										Split Time 2: 89.02																							
22	39	1	27	BOUDENS Sarah																				CAN	256,73 +34.20								
				39	2	24	-																				127.96	4	131,96	+21.35			
							1	2	-																				118.77	6	124,77	+16.45	
									Split Time 1: 32.32										Split Time 2: 87.87														
Split Time 1: 32.19										Split Time 2: 84.93																							
23	24	1	24	HERDE Ariane																				NED	257,20 +34.67								
				24	2	30	-																				123.90	2	125,90	+15.29			
							1	2	-																				127.30	4	131,30	+22.98	
									Split Time 1: 33.04										Split Time 2: 85.37														
Split Time 1: 31.67										Split Time 2: 81.44																							
24	22	1	20	JINGJING Li																				CHN	258,07 +35.54								
				22	2	33	-																				120.78	4	124,78	+14.17			
							1	2	-																				131.29	2	133,29	+24.97	
									Split Time 1: 33.73										Split Time 2: 87.28														
Split Time 1: 29.56										Split Time 2: 81.21																							
25	34	1	28	GRATTO Jennifer																				CAN	260,03 +37.50								
				34	2	27	-																				126.04	6	132,04	+21.43			
							1	2	-																				123.99	4	127,99	+19.67	
									Split Time 1: 30.22										Split Time 2: 87.93														
Split Time 1: 30.85										Split Time 2: 85.22																							
26	48	1	1	OBLINGER PETERS Violetta																				AUT	260,74 +38.21								
				48	2	38	-																				110.61	0	110,61	0.00			
							1	2	-																				146.13	4	150,13	+41.81	
									Split Time 1: 29.00										Split Time 2: 75.63														
Split Time 1: 28.29										Split Time 2: 79.98																							
27	49	1	35	DUKATOVA Jana																				SVK	266,06 +43.53								
				49	2	16	-																				143.05	2	145,05	+34.44			
							1	2	-																				117.01	4	121,01	+12.69	
									Split Time 1: 38.64										Split Time 2: 65.41														
Split Time 1: 31.07										Split Time 2: 85.51																							
28	13	1	25	YAMADA Asahi																				JPN	266,43 +43.90								
				13	2	34	-																				127.91	2	129,91	+19.30			
							1	2	-																				130.52	6	136,52	+28.20	
									Split Time 1: 29.25										Split Time 2: 91.37														
Split Time 1: 32.19										Split Time 2: 85.47																							



CANOE/KAYAK SLALOM RACING WORLD CHAMPIONSHIPS

PENRITH NSW - AUSTRALIA 29 SEP - 3 OCT 2005



RACE ANALYSIS		
K1-Women Heats - 1st and 2nd Run		
Penrith Whitewater Stadium	30 Sep 2005	Start Time: 10:45 / End Time: 11:38

Rank	Bib No.	Ph. Run	Rk.	Name																			Nat.	Phase Total				
				1	2	3	*4	5	6	7	*8	*9	10	11	12	13	14	15	*16	17	18	19		*20	*21	22	Time	Pen. Sec.
29	23			KAWAGUCHI Noriyo																			JPN			279.57	+57.04	
	23	1	36	-	-	-	-	2	2	-	-	-	-	-	-	2	-	2	-	-	-	-	-	-	139.47	8	147.47	+36.86
	23	2	32	-	-	-	2	2	-	-	-	-	-	-	2	-	-	-	-	-	-	-	-	-	124.10	8	132.10	+23.78
		1		Split Time 1: 39.43									Split Time 2: 61.55															
		2		Split Time 1: 34.92									Split Time 2: 88.54															
30	42			BONGARDT Jennifer																			GER			282.04	+59.51	
	42	1	2	-	-	-	-	-	-	-	-	-	-	-	-	-	-	-	-	-	-	-	-	111.95	0	111.95	+1.34	
	42	2	42	-	-	-	-	-	-	-	-	50	2	-	-	-	-	-	-	-	-	-	-	118.09	52	170.09	+61.77	
		1		Split Time 1: 28.69									Split Time 2: 78.14															
		2		Split Time 1: 27.97									Split Time 2: 95.51															
31	25			JULL Heather																			NZL			285.05	+62.52	
	25	1	30	-	-	-	-	-	-	-	-	-	-	-	-	-	-	-	-	-	-	-	-	133.01	2	135.01	+24.40	
	25	2	37	-	2	-	-	-	-	-	-	-	2	-	2	-	-	2	-	-	-	-	-	142.04	8	150.04	+41.72	
		1		Split Time 1: 36.39									Split Time 2: 94.76															
		2		Split Time 1: 33.54									Split Time 2: 68.26															
32	28			NIBBELING Nicky																			NED			285.14	+62.61	
	28	1	38	-	2	2	-	-	-	-	-	2	-	-	-	-	-	-	-	-	-	2	-	145.96	8	153.96	+43.35	
	28	2	29	-	-	-	-	-	-	-	-	-	-	-	-	-	-	-	-	-	2	2	-	127.18	4	131.18	+22.86	
		1		Split Time 1: 38.66									Split Time 2: 60.31															
		2		Split Time 1: 30.94									Split Time 2: 81.74															
33	10			ODORICO Manola																			ITA			285.41	+62.88	
	10	1	32	-	-	-	2	-	-	-	-	-	-	-	-	-	-	-	-	-	-	-	2	139.46	4	143.46	+32.85	
	10	2	35	-	-	-	-	-	-	-	-	-	-	-	-	-	-	-	-	-	-	-	-	141.95	0	141.95	+33.63	
		1		Split Time 1: 37.65									Split Time 2: 98.55															
		2		Split Time 1: 32.74									Split Time 2: 95.83															
34	9			COAN Andrea																			ITA			290.81	+68.28	
	9	1	34	-	-	-	-	-	-	-	2	-	-	-	-	-	-	-	-	-	-	-	2	140.96	4	144.96	+34.35	
	9	2	36	-	-	-	2	-	-	-	-	-	2	-	2	-	-	-	-	-	-	2	-	137.85	8	145.85	+37.53	
		1		Split Time 1: 31.13									Split Time 2: 96.33															
		2		Split Time 1: 34.90									Split Time 2: 61.84															
35	31			TIDMORE Jamie																			USA			297.25	+74.72	
	31	1	33	-	-	2	-	-	-	-	-	-	-	-	-	-	-	-	-	-	-	-	-	142.93	2	144.93	+34.32	
	31	2	39	-	-	-	-	-	-	-	2	-	-	-	-	2	2	-	-	2	2	-	-	142.32	10	152.32	+44.00	
		1		Split Time 1: 35.88									Split Time 2: 67.41															
		2		Split Time 1: 32.48									Split Time 2: 65.10															
36	16			PERRETT Tania																			NZL			299.00	+76.47	
	16	1	29	-	-	-	-	-	-	-	-	-	-	-	-	-	-	-	-	-	-	-	-	133.44	0	133.44	+22.83	
	16	2	41	-	-	-	-	-	-	-	2	-	2	-	-	-	-	-	-	-	-	-	2	159.56	6	165.56	+57.24	
		1		Split Time 1: 33.82									Split Time 2: 93.96															
		2		Split Time 1: 34.34									Split Time 2: 60.71															
37	6			MEEHAN Olivia																			NZL			302.97	+80.44	
	6	1	37	-	-	-	-	-	-	-	-	-	2	-	-	-	-	-	-	-	-	2	-	141.99	6	147.99	+37.38	
	6	2	40	-	-	-	2	-	-	-	-	2	-	-	-	-	-	-	-	-	-	-	-	150.98	4	154.98	+46.66	
		1		Split Time 1: 35.88									Split Time 2: 99.25															
		2		Split Time 1: 37.27									Split Time 2: 68.27															

CANOE/KAYAK SLALOM RACING WORLD CHAMPIONSHIPS

PENRITH NSW - AUSTRALIA 29 SEP - 3 OCT 2005



RACE ANALYSIS												
K1-Women Heats - 1st and 2nd Run												
Penrith Whitewater Stadium				30 Sep 2005				Start Time: 10:45 / End Time: 11:38				

Rank	Bib No.	Ph. Run	Rk.	Name	Nat.	Phase Total																											
						Time	Pen. Sec.	Total Time Behind																									
38	32	1	39	KUHNLE Corinna	AUT	1	2	3	*4	5	6	7	*8	*9	10	11	12	13	14	15	*16	17	18	19	*20	*21	22						
		2	22			-	-	-	-	-	50	2	-	-	-	-	-	2	-	2	-	2	-	-	-	-	-	-	-	-			
	1		Split Time 1: 30.63											Split Time 2: 104.27																			
	2		Split Time 1: 32.89											Split Time 2: 81.95																			
						130.97	58	188,97	+78.36																								
						118.47	4	122,47	+14.15																								
39	7	1	40	PRENDIN Angela Luisa	ITA	1	2	3	*4	5	6	7	*8	*9	10	11	12	13	14	15	*16	17	18	19	*20	*21	22						
		2	23			-	-	-	-	-	-	2	-	-	-	-	2	-	-	-	-	-	-	-	50	-	-	-	-				
	1		Split Time 1: 32.67											Split Time 2: 96.19																			
	2		Split Time 1: 31.81											Split Time 2: 84.84																			
						136.17	54	190,17	+79.56																								
						122.96	0	122,96	+14.64																								
40	35	1	41	EL DESOUKI Nagwa	SUI	1	2	3	*4	5	6	7	*8	*9	10	11	12	13	14	15	*16	17	18	19	*20	*21	22						
		2	25			-	2	50	-	-	-	-	-	-	-	-	-	2	-	-	-	-	-	-	-	-	-	-	-				
	1		Split Time 1: 90.55											Split Time 2: 115.89																			
	2		Split Time 1: 32.83											Split Time 2: 87.93																			
						139.31	56	195,31	+84.70																								
						123.16	2	125,16	+16.84																								
41	18	1	31	SCHMID Julia	AUT	1	2	3	*4	5	6	7	*8	*9	10	11	12	13	14	15	*16	17	18	19	*20	*21	22						
		2	43			-	2	-	-	-	-	-	-	-	-	-	-	-	-	-	-	-	-	-	2	-	-	-	-				
	1		Split Time 1: 34.83											Split Time 2: 95.50																			
	2		Split Time 1: 30.94											Split Time 2: 86.58																			
						133.07	4	137,07	+26.46																								
						136.13	54	190,13	+81.81																								
42	17	1	42	NAKAYAMA Keiko	JPN	1	2	3	*4	5	6	7	*8	*9	10	11	12	13	14	15	*16	17	18	19	*20	*21	22						
		2	31			-	-	-	-	-	-	-	-	-	-	-	-	2	-	-	-	-	-	-	50	-	-	-	-				
	1		Split Time 1: 29.56											Split Time 2: 98.44																			
	2		Split Time 1: 32.83											Split Time 2: 87.93																			
						146.30	52	198,30	+87.69																								
						126.05	6	132,05	+23.73																								
43	27	1	43	VAN DER ZWART Annelies	NED	1	2	3	*4	5	6	7	*8	*9	10	11	12	13	14	15	*16	17	18	19	*20	*21	22						
		2	44			-	-	-	-	-	-	-	2	2	-	-	-	-	-	-	-	-	-	-	50	-	-	-	-				
	1		Split Time 1: 35.95											Split Time 2: 62.19																			
	2		Split Time 1: 34.36											Split Time 2: 98.21																			
						170.20	56	226,20	+115.59																								
						174.27	58	232,27	+123.95																								
44	4	1	44	JUNG Eun Kyoung	KOR	1	2	3	*4	5	6	7	*8	*9	10	11	12	13	14	15	*16	17	18	19	*20	*21	22						
		2	46			2	50	-	2	2	-	50	50	2	2	-	-	50	-	2	50	-	50	50	50	50	50	50	2				
	1		Split Time 1: 61.22											Split Time 2: 196.38																			
	2		Split Time 1: 72.58											Split Time 2: 177.16																			
						160.97	412	572,97	+462.36																								
						208.12	262	470,12	+361.80																								
45	14	1	46	ALBERTINI-ODDONE Gabriela	PAR	1	2	3	*4	5	6	7	*8	*9	10	11	12	13	14	15	*16	17	18	19	*20	*21	22						
		2	47			-	50	50	-	-	2	2	50	50	-	2	50	-	-	50	-	50	-	50	-	50	50	50	2				
	1		Split Time 1: 121.33											Split Time 2: 264.42																			
	2		Split Time 1: 110.79											Split Time 2: 251.74																			
						165.02	510	675,02	+564.41																								
						159.97	456	615,97	+507.65																								
46	5	1	47	BAHRI Noraini	SIN	1	2	3	*4	5	6	7	*8	*9	10	11	12	13	14	15	*16	17	18	19	*20	*21	22						
		2	48			-	50	50	50	2	2	50	50	50	50	2	50	-	50	2	-	50	50	50	50	50	50	50	2				
	1		Split Time 1: 208.64											Split Time 2: 393.74																			
	2		Split Time 1: 101.43											Split Time 2: 303.80																			
						157.55	756	913,55	+802.94																								
						136.72	660	796,72	+688.40																								



CANOE/KAYAK SLALOM RACING WORLD CHAMPIONSHIPS

PENRITH
NSW - AUSTRALIA
29 SEP - 3 OCT 2005




RACE ANALYSIS											
K1-Women Heats - 1st and 2nd Run											
Penrith Whitewater Stadium				30 Sep 2005				Start Time: 10:45 / End Time: 11:38			

Rank	Bib No.	Ph. Run	Rk.	Name																		Nat.	Phase Total							
				1	2	3	*4	5	6	7	*8	*9	10	11	12	13	14	15*	16	17	18		19*	20*	21	22	Time	Pen. Sec.	Total Time	Behind
47	30	1		TORNARE Ailne																		FRA								
	30	2	6	-	-	-	-	-	-	-	-	-	2	-	-	-	-	-	-	-	-	50	50	111.21	102	2	113.21	+4.89		
		1		Split Time 1:									Split Time 2:																	
		2		Split Time 1: 30.41									Split Time 2: 82.11																	
				Split Time 1: 81.93																										
48	11	1		NAUMKINA Irina																		UZB								
	11	2	45	2	2	50	-	2	-	-	2	2	50	-	-	-	-	-	2	-	-	-	2	50	185.74	112	164	349.74	+241.42	
		1		Split Time 1: 43.96									Split Time 2: 79.90																	
		2		Split Time 1: 65.15									Split Time 2: 148.05																	
49	2	1	45	OLASZ Erika																		HUN								
	2	2		-	50	50	50	50	2	-	2	2	50	50	-	2	-	50	-	2	-	50	-	-	50	203.32	460	406	663.32	+552.71
		1		Split Time 1: 167.21									Split Time 2: 285.81																	
		2		Split Time 1: 60.13									Split Time 2: 243.04																	
DNS	1	1		TORROELLA Mariana																		MEX								
	1	2																												
		1		Split Time 1:									Split Time 2:																	
		2		Split Time 1:									Split Time 2:																	
DNS	3	1		NAW AHLE Lashe																		MYA								
	3	2																												
		1		Split Time 1:									Split Time 2:																	
		2		Split Time 1:									Split Time 2:																	
DNS	21	1		XINGAI Chen																		CHN								
	21	2																												
		1		Split Time 1:									Split Time 2:																	
		2		Split Time 1:									Split Time 2:																	

Gate Summary	1	2	3	4	5	6	7	8	9	10	11	12	13	14	15	16	17	18	19	20	21	22
Touched:	2	11	7	8	16	10	4	15	3	15	10	5	9	5	8	6	4	4	13	9	14	8
Missed:	0	5	7	4	2	1	1	5	6	5	3	3	1	3	2	0	5	1	13	4	6	5

LEGEND	Nat.	Nation	No.	Bib Number	Ph./Run	Phase	Rk.	Rank	Sec.	Penalties	Seconds
--------	------	--------	-----	------------	---------	-------	-----	------	------	-----------	---------





RACE ANALYSIS

K1-Men Heats - 1st and 2nd Run

Penrith Whitewater Stadium

30 Sep 2005

Start Time: 14:30 / End Time: 15:48

Rank	Bib No.	Ph. Run	Rk.	Name	Nat.	Phase Total																							
						Time	Pen. Sec.	Total Time Behind																					
				1	2	3	*4	5	6	7	*8	*9	10	11	12	13	14	15*	16	17	18	19*	20*	21	22				
1	75			WALSH Campbell	GBR	196,20			0.00																				
	75	1	5	-	-	-	-	-	-	-	-	-	-	-	-	-	-	-	-	-	-	-	-	-	-	99.93	0	99,93	+2.34
	75	2	1	-	-	-	-	-	-	-	-	-	-	-	-	-	-	-	-	-	-	-	-	-	-	96.27	0	96,27	0.00
	1			Split Time 1: 26.86		Split Time 2: 67.65																							
	2			Split Time 1: 25.66		Split Time 2: 66.22																							
2	70			OBLINGER Helmut	AUT	199,08			+2.88																				
	70	1	10	-	-	-	2	-	-	-	-	-	-	-	-	-	-	-	-	-	-	-	-	-	-	98.66	2	100,66	+3.07
	70	2	2	-	-	-	-	-	-	-	-	-	-	-	-	-	-	-	-	-	-	-	-	-	-	98.42	0	98,42	+2.15
	1			Split Time 1: 28.02		Split Time 2: 69.72																							
	2			Split Time 1: 26.44		Split Time 2: 67.35																							
3	71			PFANNMOELLER Erik	GER	199,90			+3.70																				
	71	1	2	-	-	-	2	-	-	-	-	-	-	-	-	-	-	-	-	-	-	-	-	-	-	96.24	2	98,24	+0.65
	71	2	15	-	-	-	2	-	-	-	-	-	-	-	-	-	-	-	-	-	-	-	-	-	-	99.66	2	101,66	+5.39
	1			Split Time 1: 28.17		Split Time 2: 68.30																							
	2			Split Time 1: 28.19		Split Time 2: 68.65																							
4	74			FORD David	CAN	200,12			+3.92																				
	74	1	12	-	-	-	-	-	-	-	-	-	-	-	-	-	-	-	-	-	-	-	-	-	-	101.19	0	101,19	+3.60
	74	2	3	-	-	-	-	-	-	-	-	-	-	-	-	-	-	-	-	-	-	-	-	-	-	98.93	0	98,93	+2.66
	1			Split Time 1: 26.90		Split Time 2: 70.80																							
	2			Split Time 1: 26.96		Split Time 2: 68.65																							
5	35			RAAB Ondrej	CZE	200,59			+4.39																				
	35	1	3	-	-	-	-	-	-	-	-	-	-	-	-	-	-	-	-	-	-	-	-	-	-	99.18	0	99,18	+1.59
	35	2	12	-	-	-	-	-	-	-	-	-	-	-	-	-	-	-	-	-	-	-	-	-	-	101.41	0	101,41	+5.14
	1			Split Time 1: 25.58		Split Time 2: 66.93																							
	2			Split Time 1: 25.24		Split Time 2: 68.78																							
6	67			LEFEVRE Fabien	FRA	200,82			+4.62																				
	67	1	13	-	-	-	-	-	-	-	-	-	-	-	-	-	-	-	2	-	-	-	-	-	-	99.26	2	101,26	+3.67
	67	2	4	-	-	-	-	-	-	-	-	-	-	-	-	-	-	-	-	-	-	-	-	-	-	99.56	0	99,56	+3.29
	1			Split Time 1: 27.16		Split Time 2: 68.23																							
	2			Split Time 1: 27.14		Split Time 2: 68.21																							
7	43			HEYL Brett	USA	201,84			+5.64																				
	43	1	6	-	-	-	-	-	-	-	-	-	-	-	-	-	-	-	-	-	-	-	-	-	-	100.10	0	100,10	+2.51
	43	2	16	-	-	-	-	-	-	2	-	-	-	-	-	-	-	-	-	-	-	-	-	-	-	99.74	2	101,74	+5.47
	1			Split Time 1: 27.01		Split Time 2: 68.33																							
	2			Split Time 1: 26.86		Split Time 2: 70.43																							
8	72			KRALJ Dejan	SLO	202,29			+6.09																				
	72	1	4	-	-	-	-	-	-	-	-	-	-	-	-	-	-	-	-	-	-	-	-	-	-	99.57	0	99,57	+1.98
	72	2	19	-	-	-	-	-	-	-	2	-	-	-	-	-	-	-	-	-	-	-	-	-	-	100.72	2	102,72	+6.45
	1			Split Time 1: 26.75		Split Time 2: 67.20																							
	2			Split Time 1: 26.02		Split Time 2: 71.50																							
9	52			KURT Michael	SUI	203,11			+6.91																				
	52	1	9	-	-	-	-	-	-	-	-	-	-	-	-	-	-	-	-	-	2	-	-	-	-	98.41	2	100,41	+2.82
	52	2	18	-	-	-	-	-	-	-	-	-	-	-	-	-	-	-	-	-	-	-	-	-	-	102.70	0	102,70	+6.43
	1			Split Time 1: 26.16		Split Time 2: 67.65																							
	2			Split Time 1: 25.87		Split Time 2: 71.30																							
10	64			POLACZYK Grzegorz	POL	203,78			+7.58																				
	64	1	17	-	-	-	-	-	-	-	-	-	-	-	-	-	-	-	-	-	-	2	-	-	-	100.16	2	102,16	+4.57
	64	2	14	-	-	-	-	-	-	-	-	-	-	-	-	-	-	-	-	-	-	-	-	-	-	101.62	0	101,62	+5.35
	1			Split Time 1: 26.54		Split Time 2: 68.75																							
	2			Split Time 1: 26.32		Split Time 2: 69.85																							

CANOE/KAYAK SLALOM RACING WORLD CHAMPIONSHIPS

PENRITH NSW - AUSTRALIA 29 SEP - 3 OCT 2005



RACE ANALYSIS

K1-Men Heats - 1st and 2nd Run

Penrith Whitewater Stadium

30 Sep 2005

Start Time: 14:30 / End Time: 15:48

Rank	Bib No.	Ph. Run	Rk.	Name	Nat.	Phase Total		
						Time	Pen. Sec.	Total Time Behind
11	48	1	24	CIBAK Peter	SVK			
						1	2	3
						2	3	6
						1	2	6
Split Time 1: 26.42						Split Time 2: 70.23		
Split Time 1: 26.39						Split Time 2: 67.90		
12	59	1	22	GRIMM Alexander	GER			
						1	2	13
						1	2	13
						1	2	13
Split Time 1: 26.27						Split Time 2: 70.33		
Split Time 1: 28.61						Split Time 2: 70.33		
13	38	1	16	BOUTEN Robert	NED			
						1	2	23
						1	2	23
						1	2	23
Split Time 1: 26.57						Split Time 2: 69.26		
Split Time 1: 26.35						Split Time 2: 69.26		
14	45	1	15	ROETHENMUND Mathias	SUI			
						1	2	26
						1	2	26
						1	2	26
Split Time 1: 26.10						Split Time 2: 70.64		
Split Time 1: 27.07						Split Time 2: 70.83		
15	61	1	28	WILKIE John	AUS			
						1	2	7
						1	2	7
						1	2	7
Split Time 1: 26.71						Split Time 2: 73.11		
Split Time 1: 27.36						Split Time 2: 68.13		
16	55	1	27	PISVEJC Ivan	CZE			
						1	2	8
						1	2	8
						1	2	8
Split Time 1: 28.59						Split Time 2: 74.45		
Split Time 1: 25.68						Split Time 2: 67.79		
17	63	1	20	POPIELA Dariusz	POL			
						1	2	20
						1	2	20
						1	2	20
Split Time 1: 28.32						Split Time 2: 70.78		
Split Time 1: 26.19						Split Time 2: 70.22		
18	39	1	7	HOUNSLOW Richard	GBR			
						1	2	39
						1	2	39
						1	2	39
Split Time 1: 26.86						Split Time 2: 69.20		
Split Time 1: 27.29						Split Time 2: 72.10		
19	25	1	19	PARSONS Scott	USA			
						1	2	27
						1	2	27
						1	2	27
Split Time 1: 26.11						Split Time 2: 69.55		
Split Time 1: 25.97						Split Time 2: 70.72		

CANOE/KAYAK SLALOM RACING WORLD CHAMPIONSHIPS

PENRITH NSW - AUSTRALIA 29 SEP - 3 OCT 2005



RACE ANALYSIS			
K1-Men Heats - 1st and 2nd Run			
Penrith Whitewater Stadium	30 Sep 2005	Start Time: 14:30 / End Time: 15:48	

Rank	Bib No.	Ph. Run	Rk.	Name	Nat.	Phase Total																											
						Time	Pen. Sec.	Total Time Behind																									
20	66	1 2 1 2	14 36	DIEZ CANEDO Guillermo	ESP	1	2	3	*4	5	6	7	*8	*9	10	11	12	13	14	15*	16	17	18	19*	20*	21	22	101.47	0	101,47	+3.88		
						-	-	-	-	-	-	-	-	-	-	-	-	-	-	-	-	-	-	-	-	-	-	-	-	101.24	4	105,24	+8.97
						Split Time 1: 26.26											Split Time 2: 69.68																
						Split Time 1: 26.56											Split Time 2: 69.66																
21	62	1 2 1 2	23 21	SAJBIDOR Jan	SVK	1	2	3	*4	5	6	7	*8	*9	10	11	12	13	14	15*	16	17	18	19*	20*	21	22	99.91	4	103,91	+6.32		
						-	-	-	2	-	-	-	-	-	-	-	-	-	-	-	-	-	-	-	-	-	-	-	-	98.95	4	102,95	+6.68
						Split Time 1: 26.13											Split Time 2: 74.34																
						Split Time 1: 28.49											Split Time 2: 72.61																
22	56	1 2 1 2	18 35	JUANMARTI Carles	ESP	1	2	3	*4	5	6	7	*8	*9	10	11	12	13	14	15*	16	17	18	19*	20*	21	22	102.22	0	102,22	+4.63		
						-	-	-	-	2	-	-	-	-	-	-	-	-	-	-	-	-	-	-	-	-	-	-	-	100.94	4	104,94	+8.67
						Split Time 1: 26.44											Split Time 2: 68.40																
						Split Time 1: 27.67											Split Time 2: 71.29																
23	53	1 2 1 2	36 9	BACKHOUSE David	NED	1	2	3	*4	5	6	7	*8	*9	10	11	12	13	14	15*	16	17	18	19*	20*	21	22	104.47	2	106,47	+8.88		
						-	-	-	-	-	-	-	-	-	-	-	-	-	-	-	-	-	-	-	-	-	-	-	-	100.79	0	100,79	+4.52
						Split Time 1: 29.52											Split Time 2: 72.68																
						Split Time 1: 26.39											Split Time 2: 72.07																
24	54	1 2 1 2	21 25	FERRAZZI Pierpaolo	ITA	1	2	3	*4	5	6	7	*8	*9	10	11	12	13	14	15*	16	17	18	19*	20*	21	22	103.78	0	103,78	+6.19		
						-	-	-	-	-	-	-	-	2	-	-	-	-	-	-	-	-	-	-	-	-	-	-	-	101.55	2	103,55	+7.28
						Split Time 1: 26.54											Split Time 2: 69.35																
						Split Time 1: 26.84											Split Time 2: 71.11																
25	69	1 2 1 2	1 53	DOERFLER Fabian	GER	1	2	3	*4	5	6	7	*8	*9	10	11	12	13	14	15*	16	17	18	19*	20*	21	22	97.59	0	97,59	0.00		
						-	-	-	-	-	-	-	-	-	-	-	-	-	-	-	-	-	-	-	-	-	-	-	-	108.21	2	110,21	+13.94
						Split Time 1: 25.67											Split Time 2: 66.75																
						Split Time 1: 26.03											Split Time 2: 70.65																
26	68	1 2 1 2	39 11	PESCHIER Benoit	FRA	1	2	3	*4	5	6	7	*8	*9	10	11	12	13	14	15*	16	17	18	19*	20*	21	22	105.12	2	107,12	+9.53		
						-	-	-	-	-	-	-	-	-	-	-	-	-	-	-	-	-	-	-	-	-	-	-	-	100.99	0	100,99	+4.72
						Split Time 1: 27.72											Split Time 2: 73.80																
						Split Time 1: 26.52											Split Time 2: 69.42																
27	57	1 2 1 2	48 5	MANN Scott	USA	1	2	3	*4	5	6	7	*8	*9	10	11	12	13	14	15*	16	17	18	19*	20*	21	22	105.16	4	109,16	+11.57		
						-	-	-	-	-	-	-	-	-	-	-	-	-	-	-	-	-	-	-	-	-	-	-	-	99.70	0	99,70	+3.43
						Split Time 1: 26.37											Split Time 2: 72.67																
						Split Time 1: 26.81											Split Time 2: 68.70																
28	65	1 2 1 2	26 33	PONTAROLLO Matteo	ITA	1	2	3	*4	5	6	7	*8	*9	10	11	12	13	14	15*	16	17	18	19*	20*	21	22	104.57	0	104,57	+6.98		
						-	-	-	-	-	-	-	-	-	-	-	-	-	-	-	-	-	-	-	-	-	-	-	-	100.36	4	104,36	+8.09
						Split Time 1: 26.84											Split Time 2: 68.62																
						Split Time 1: 26.75											Split Time 2: 72.75																

CANOE/KAYAK SLALOM RACING WORLD CHAMPIONSHIPS

PENRITH NSW - AUSTRALIA 29 SEP - 3 OCT 2005



RACE ANALYSIS												
K1-Men Heats - 1st and 2nd Run												
Penrith Whitewater Stadium				30 Sep 2005				Start Time: 14:30 / End Time: 15:48				

Rank	Bib No.	Ph. Run	Rk.	Name	Nat.	Phase Total																								
						Time	Pen. Sec.	Total Time Behind																						
				1	2	3	*4	5	6	7	*8	*9	10	11	12	13	14	15	*16	17	18	19	*20	*21	22					
29	76	1	34	MOLMENTI Daniele	ITA	-	-	-	-	-	-	-	-	-	-	-	-	-	-	-	-	-	-	-	-	-	-			
						106.03	0	106,03	+8.44																					
						76	2	22	-	-	-	-	-	-	-	-	-	-	-	-	-	2	-	2	-	-	-	-	-	-
						99.01	4	103,01	+6.74																					
				Split Time 1: 27.54					Split Time 2: 75.13																					
				Split Time 1: 26.73					Split Time 2: 69.39																					
30	77	1	8	KAUZER Peter	SLO	-	-	-	-	-	-	-	-	-	-	-	-	-	-	-	-	-	-	-	-	-	-			
						98.21	2	100,21	+2.62																					
						77	2	51	-	-	-	-	-	-	-	-	-	-	-	-	-	-	-	-	-	-	-	-	-	-
						108.95	0	108,95	+12.68																					
				Split Time 1: 25.89					Split Time 2: 68.95																					
				Split Time 1: 36.60					Split Time 2: 77.93																					
31	37	1	30	RHEINISCH Eoin	IRL	-	-	-	-	-	-	-	-	-	-	-	-	-	-	-	-	-	-	-	-	-	-			
						101.52	4	105,52	+7.93																					
						37	2	=30	-	-	-	-	-	-	-	-	-	-	-	-	-	-	-	-	-	-	-	-	-	-
						101.95	2	103,95	+7.68																					
				Split Time 1: 28.41					Split Time 2: 73.84																					
				Split Time 1: 26.45					Split Time 2: 71.73																					
32	36	1	29	CAFFEREY Neil	IRL	-	-	-	-	-	-	-	-	-	-	-	-	-	-	-	-	-	-	-	-	-	-			
						103.47	2	105,47	+7.88																					
						36	2	32	-	-	-	-	-	-	-	-	-	-	-	-	-	-	-	-	-	-	-	-	-	-
						104.06	0	104,06	+7.79																					
				Split Time 1: 27.12					Split Time 2: 69.79																					
				Split Time 1:					Split Time 2: 71.86																					
33	29	1	31	PARKER Robert	AUS	-	-	-	-	-	2	-	-	-	-	-	-	-	-	-	-	-	-	-	-	-	-			
						101.72	4	105,72	+8.13																					
						29	2	=30	-	-	-	-	-	-	-	-	-	-	-	-	-	-	-	-	-	-	-	-	-	-
						101.95	2	103,95	+7.68																					
				Split Time 1: 28.96					Split Time 2: 72.90																					
				Split Time 1: 27.35					Split Time 2: 70.52																					
34	41	1	49	BILLAUT Julien	FRA	-	-	-	-	-	-	-	-	-	-	-	-	-	-	-	-	-	-	-	-	-	-			
						105.32	4	109,32	+11.73																					
						41	2	10	-	-	-	-	-	-	-	-	-	-	-	-	-	-	-	-	-	-	-	-	-	-
						96.85	4	100,85	+4.58																					
				Split Time 1: 24.78					Split Time 2: 73.74																					
				Split Time 1: 26.27					Split Time 2: 72.80																					
35	27	1	40	MULIC Dinko	CRO	-	-	-	-	-	-	-	-	-	-	-	-	-	-	-	-	-	-	-	-	-	-			
						105.20	2	107,20	+9.61																					
						27	2	24	-	-	-	-	-	-	-	-	-	-	-	-	-	-	-	-	-	-	-	-	-	-
						103.54	0	103,54	+7.27																					
				Split Time 1: 26.67					Split Time 2: 73.95																					
				Split Time 1: 27.17					Split Time 2: 71.36																					
36	58	1	51	ANDO Taro	JPN	-	-	-	-	-	-	-	-	-	-	-	-	-	-	-	-	-	-	-	-	-	-			
						107.47	2	109,47	+11.88																					
						58	2	17	-	-	-	-	-	-	-	-	-	-	-	-	-	-	-	-	-	-	-	-	-	-
						101.88	0	101,88	+5.61																					
				Split Time 1: 26.45					Split Time 2: 75.01																					
				Split Time 1: 25.25					Split Time 2: 68.90																					
37	47	1	32	HELLBERG Marten	SWE	-	-	2	-	-	-	-	-	-	-	-	-	-	-	-	-	-	-	-	-	-	-			
						103.86	2	105,86	+8.27																					
						47	2	37	-	-	-	-	-	-	-	-	-	-	-	-	-	-	-	-	-	-	-	-	-	-
						105.53	0	105,53	+9.26																					
				Split Time 1: 28.58					Split Time 2: 71.83																					
				Split Time 1: 26.02					Split Time 2: 71.77																					

RACE ANALYSIS			
K1-Men Heats - 1st and 2nd Run			
Penrith Whitewater Stadium	30 Sep 2005	Start Time: 14:30 / End Time: 15:48	

Rank	Bib No.	Ph. Run	Rk.	Name	Nat.	Phase Total																								
						Time	Pen. Sec.	Total Time Behind																						
				1	2	3	*4	5	6	7	*8	*9	10	11	12	13	14	15*	16	17	18	19*	20*	21	22					
38	20	1	25	BUCKLEY Neil	GBR	-	-	-	-	-	-	2	-	-	-	-	-	-	-	-	-	-	-	-	-	-	102.54	2	104.54	+6.95
		2	42			-	-	-	-	-	-	2	2	-	-	2	-	-	-	-	-	-	-	-	-	-	-	100.98	6	106.98
	1	Split Time 1: 26.31											Split Time 2: 71.15																	
	2	Split Time 1: 25.68											Split Time 2: 74.74																	
39	73	1	44	BROWN Anthony	AUS	-	-	-	-	-	-	-	2	-	-	-	-	-	-	-	-	-	-	-	2	-	104.37	4	108.37	+10.78
		2	28			-	-	-	-	-	-	-	-	-	-	-	2	-	-	-	-	-	-	-	-	-	-	101.82	2	103.82
	1	Split Time 1: 26.20											Split Time 2: 72.83																	
	2	Split Time 1: 26.08											Split Time 2: 71.72																	
40	49	1	45	NATMESSNIG Herwig	AUT	-	-	-	-	-	-	-	-	-	2	-	-	-	-	-	-	-	-	-	-	-	106.39	2	108.39	+10.80
		2	29			-	-	-	-	2	-	-	-	-	-	-	-	-	-	-	-	-	-	-	-	-	-	101.90	2	103.90
	1	Split Time 1: 26.86											Split Time 2: 72.75																	
	2	Split Time 1: 28.65											Split Time 2: 73.68																	
41	44	1	11	MRAZ Tomas	SVK	-	-	-	-	-	-	-	-	-	-	-	-	-	-	-	-	-	-	-	-	-	100.76	0	100.76	+3.17
		2	56			-	-	-	-	-	-	2	-	-	-	-	-	-	-	-	-	-	-	-	-	-	-	110.87	2	112.87
	1	Split Time 1: 26.68											Split Time 2: 69.70																	
	2	Split Time 1: 26.35											Split Time 2: 80.45																	
42	51	1	33	NOLIMAL Andrej	SLO	-	-	2	-	-	-	-	-	-	-	-	-	-	-	-	-	-	-	2	-	99.97	6	105.97	+8.38	
		2	46			-	-	-	-	-	-	-	-	-	-	-	-	-	2	-	-	-	-	-	-	-	-	106.02	2	108.02
	1	Split Time 1: 27.91											Split Time 2: 70.08																	
	2	Split Time 1: 31.42											Split Time 2: 72.19																	
43	50	1	38	HOLROYD Mike	CAN	-	-	-	-	-	-	-	-	-	-	-	-	-	-	2	-	-	-	2	2	100.87	6	106.87	+9.28	
		2	45			-	-	2	-	-	-	-	2	-	-	-	-	-	-	-	-	-	-	-	-	-	-	103.25	4	107.25
	1	Split Time 1: 25.96											Split Time 2: 68.28																	
	2	Split Time 1: 28.26											Split Time 2: 73.69																	
44	60	1	50	KUBRICAN Lukas	CZE	-	-	-	-	-	2	-	-	-	-	-	-	-	-	-	-	-	-	-	2	105.40	4	109.40	+11.81	
		2	34			-	-	-	-	-	-	-	-	-	-	-	-	-	-	-	-	-	-	-	-	-	-	104.76	0	104.76
	1	Split Time 1: 26.68											Split Time 2: 75.29																	
	2	Split Time 1: 27.02											Split Time 2: 71.77																	
45	30	1	41	POLACZYK Henryk	POL	-	-	-	-	-	-	-	-	2	-	-	-	-	-	-	-	-	-	-	-	103.53	4	107.53	+9.94	
		2	40			-	-	-	-	-	-	-	-	-	-	-	-	-	-	-	-	-	-	-	-	-	-	106.74	0	106.74
	1	Split Time 1: 27.02											Split Time 2: 72.76																	
	2	Split Time 1: 27.18											Split Time 2: 73.04																	
46	46	1	47	DAVIS Nathan	CAN	-	-	-	-	-	-	-	-	-	-	2	-	-	-	-	-	-	-	-	-	106.52	2	108.52	+10.93	
		2	38			-	-	-	-	-	-	2	-	-	-	-	-	-	-	-	-	-	-	-	-	-	-	102.24	4	106.24
	1	Split Time 1: 28.34											Split Time 2: 73.72																	
	2	Split Time 1: 27.18											Split Time 2: 72.05																	

CANOE/KAYAK SLALOM RACING WORLD CHAMPIONSHIPS

PENRITH NSW - AUSTRALIA 29 SEP - 3 OCT 2005



RACE ANALYSIS

K1-Men Heats - 1st and 2nd Run

Penrith Whitewater Stadium

30 Sep 2005

Start Time: 14:30 / End Time: 15:48

Rank	Bib No.	Ph. Run	Rk.	Name	Nat.	Phase Total			
						Time	Pen. Sec.	Total Time Behind	
56	14	1	57	MEEHAN Jared	NZL	223,97 +27.77			
		2	55			107.03	6	113,03 +15.44	
	1		108.94			2	110,94 +14.67		
	2		Split Time 1: 29.71			Split Time 2: 78.35			
						Split Time 1: 29.90		Split Time 2: 77.13	
57	23	1	55	MC CANDLESS Pablo	CHI	228,43 +32.23			
		2	58			104.57	6	110,57 +12.98	
	1		107.86			10	117,86 +21.59		
	2		Split Time 1: 26.81			Split Time 2: 37.14			
						Split Time 1: 29.36		Split Time 2: 78.76	
58	22	1	58	SELBACH Gustavo	BRA	236,52 +40.32			
		2	60			114.75	2	116,75 +19.16	
	1		119.77			0	119,77 +23.50		
	2		Split Time 1: 27.52			Split Time 2: 72.46			
						Split Time 1: 26.89		Split Time 2: 84.94	
59	19	1	60	NAUMKIN Aleksey	UZB	241,40 +45.20			
		2	59			118.19	4	122,19 +24.60	
	1		115.21			4	119,21 +22.94		
	2		Split Time 1: 30.45			Split Time 2: 86.89			
						Split Time 1: 28.38		Split Time 2: 78.97	
60	3	1	61	SARGANOVIC Emir	BIH	241,86 +45.66			
		2	57			117.58	8	125,58 +27.99	
	1		112.28			4	116,28 +20.01		
	2		Split Time 1: 29.18			Split Time 2: 99.83			
						Split Time 1: 29.00		Split Time 2: 79.67	
61	40	1	59	OULD Sam	NED	249,13 +52.93			
		2	61			114.62	4	118,62 +21.03	
	1		122.51			8	130,51 +34.24		
	2		Split Time 1: 30.49			Split Time 2: 74.96			
						Split Time 1: 26.48		Split Time 2: 75.97	
62	12	1	63	SIERRA Andres	MEX	294,24 +98.04			
		2	62			148.59	2	150,59 +53.00	
	1		143.65			0	143,65 +47.38		
	2		Split Time 1: 32.82			Split Time 2:			
						Split Time 1: 33.08		Split Time 2: 92.96	
63	17	1	62	PEDERSEN Per Christian	NOR	323,21 +127.01			
		2	63			142.24	2	144,24 +46.65	
	1		122.97			56	178,97 +82.70		
	2		Split Time 1: 32.09			Split Time 2: 87.62			
						Split Time 1: 33.55		Split Time 2: 101.08	
64	4	1	67	TRIPANO Martin Adrian	ARG	420,79 +224.59			
		2	64			173.20	58	231,20 +133.61	
	1		181.59			8	189,59 +93.32		
	2		Split Time 1: 38.83			Split Time 2: 85.87			
						Split Time 1: 37.35		Split Time 2: 84.39	

CANOE/KAYAK SLALOM RACING WORLD CHAMPIONSHIPS

PENRITH NSW - AUSTRALIA 29 SEP - 3 OCT 2005



RACE ANALYSIS

K1-Men Heats - 1st and 2nd Run

Penrith Whitewater Stadium

30 Sep 2005

Start Time: 14:30 / End Time: 15:48

Rank	Bib No.	Ph. Run	Rk.	Name	Nat.	Phase Total																							
						Time	Pen. Sec.	Total Time Behind																					
65	13	1	65	SANTAMARIA Omar	ECU														166.49	56	222,49 +124.90								
		2	66																			146.99	58	204,99 +108.72					
	1	Split Time 1: 31.73													Split Time 2: 138.97														
	2	Split Time 1: 47.65													Split Time 2: 74.23														
66	15	1	69	CARDZO-BONITO Andres Marcelo	URU														176.67	64	240,67 +143.08								
		2	65																			186.55	10	196,55 +100.28					
	1	Split Time 1: 52.61													Split Time 2: 85.68														
	2	Split Time 1: 89.69													Split Time 2: 79.37														
67	10	1	64	ARDELEAN Dan	ROM														176.15	10	186,15 +88.56								
		2	70																			197.13	64	261,13 +164.86					
	1	Split Time 1: 55.20													Split Time 2: 91.57														
	2	Split Time 1: 94.43													Split Time 2: 148.05														
68	8	1	68	DANDACH Ali	LIB														228.48	8	236,48 +138.89								
		2	69																			198.11	62	260,11 +163.84					
	1	Split Time 1: 36.63													Split Time 2: 113.60														
	2	Split Time 1: 40.58													Split Time 2: 90.62														
69	5	1	72	JAMIL Mohd Shaiful	MAS														166.26	112	278,26 +180.67								
		2	68																			214.44	6	220,44 +124.17					
	1	Split Time 1: 37.65													Split Time 2: 114.37														
	2	Split Time 1: 52.34													Split Time 2: 102.86														
70	18	1	71	MUKUNDI Titus Murithi	KEN														159.83	110	269,83 +172.24								
		2	71																			213.96	64	277,96 +181.69					
	1	Split Time 1: 38.09													Split Time 2:														
	2	Split Time 1: 90.07													Split Time 2: 131.50														
71	6	1	73	YATAGANBABA Sinan	TUR														185.02	360	545,02 +447.43								
		2	67																			203.96	8	211,96 +115.69					
	1	Split Time 1: 108.27													Split Time 2: 248.87														
	2	Split Time 1: 44.58													Split Time 2: 110.80														
72	11	1	66	DUBE Simon	RSA														176.44	54	230,44 +132.85								
		2																					8	DNF					
	1	Split Time 1: 34.79													Split Time 2: 68.64														
	2	Split Time 1: 43.81													Split Time 2: 80.35														
73	7	1	70	OEZESEN Uygur Emrah	TUR														197.71	62	259,71 +162.12								
		2																					10	DNF					
	1	Split Time 1: 37.74													Split Time 2: 99.11														
	2	Split Time 1: 39.80													Split Time 2: 89.97														

RACE ANALYSIS			
K1-Men Heats - 1st and 2nd Run			
Penrith Whitewater Stadium	30 Sep 2005	Start Time: 14:30 / End Time: 15:48	

Rank	Bib No.	Ph. Run	Rk.	Name	Nat.	Phase Total		
						Time	Pen. Sec.	Total Time Behind
74	21			CHAN Kin Wai	HKG			
	21	1					608	DNF
	21	2	72	- 50 - 2 2 50 - 50 50 2 - - 50 50 2 - - - 50 50 50 50		128.93	508	636,93 +540.66
		1		Split Time 1: 100.86				
		2		Split Time 1: 103.33				
				Split Time 2: 242.51				
75	2			PERUMAL G.	IND			
	2	1					152	DNF
	2	2	73	50 50 - 50 - 50 50 50 50 - 50 2 50 50 50 50 50 2 50 50 50 50		79.68	854	933,68 +837.41
		1		Split Time 1: 156.51				
		2		Split Time 1: 144.95				
				Split Time 2: 357.24				
DNF	1			MAHDU Ps	IND			
	1	1					252	DNF
	1	2					802	DNF
		1		Split Time 1: 149.22				
		2		Split Time 1: 148.96				
				Split Time 2: 375.37				
DNS	9			AREAS CHÁVEZ Walter	NCA			
	9	1						DNS
	9	2						DNS
		1		Split Time 1:				
		2		Split Time 1:				
				Split Time 2:				

Gate Summary	1	2	3	4	5	6	7	8	9	10	11	12	13	14	15	16	17	18	19	20	21	22
Touched:	5	6	5	8	12	6	8	23	15	16	7	10	13	10	15	16	3	7	6	15	14	8
Missed:	2	3	2	1	0	2	1	4	3	2	3	0	2	2	1	1	2	0	8	2	4	3

LEGEND	Nat.	Nation	No.	Bib Number	Ph./Run	Phase	Rk.	Rank	Sec.	Penalties	Seconds
--------	------	--------	-----	------------	---------	-------	-----	------	------	-----------	---------

CANOE/KAYAK SLALOM RACING WORLD CHAMPIONSHIPS

PENRITH NSW - AUSTRALIA

29 SEP - 3 OCT 2005



RACE ANALYSIS													
C2-Men Heats - 1st and 2nd Run													
Penrith Whitewater Stadium				30 Sep 2005				Start Time: 15:52 / End Time: 16:15					

Rank	Bib No.	Ph. Run	Rk.	Name	Nat.	Phase Total																								
						Time	Pen. Sec.	Total Time Behind																						
				1	2	3	*4	5	6	7	*8	*9	10	11	12	13	14	15*	16	17	18	19*	20*	21	22					
1	22			VOLF Jaroslav / STEPANEK Ondrej	CZE	220,24			0.00																					
	22	1	3	2	-	-	-	-	-	-	-	-	-	-	-	-	-	-	-	2	-	-	-	-	-	-	106.43	4	110,43	+2.20
	22	2	1	-	-	-	-	-	-	-	-	-	-	-	-	-	-	-	-	-	-	-	-	-	-	-	109.81	0	109,81	0.00
	1			Split Time 1: 29.46		Split Time 2: 73.96																								
	2			Split Time 1: 27.71		Split Time 2: 76.07																								
2	8			BAHMANN Christian / SENFT Michael	GER	221,56			+1.32																					
	8	1	1	-	-	-	-	-	-	-	-	-	-	-	-	-	-	-	-	2	-	-	-	-	-	-	106.23	2	108,23	0.00
	8	2	8	2	-	-	-	-	-	-	2	-	-	-	-	-	-	-	-	-	-	-	-	-	-	-	109.33	4	113,33	+3.52
	1			Split Time 1: 27.93		Split Time 2: 74.44																								
	2			Split Time 1: 30.25		Split Time 2: 80.84																								
3	13			JIRAS Marek / MADER Tomas	CZE	222,77			+2.53																					
	13	1	2	-	-	-	-	-	-	-	-	-	-	-	-	-	-	-	-	-	-	-	-	-	-	-	109.49	0	109,49	+1.26
	13	2	7	-	-	-	-	-	-	-	-	-	-	-	-	-	-	-	-	-	-	2	-	-	-	-	111.28	2	113,28	+3.47
	1			Split Time 1: 28.26		Split Time 2: 74.07																								
	2			Split Time 1: 29.87		Split Time 2: 76.35																								
4	18			BOWMAN Stuart / SMITH Nicholas	GBR	222,92			+2.68																					
	18	1	4	-	-	-	-	-	-	-	-	-	-	-	-	-	-	-	-	-	-	-	-	-	-	-	111.35	0	111,35	+3.12
	18	2	3	-	-	-	-	-	-	-	-	-	-	-	-	-	-	-	-	-	-	-	-	-	-	-	111.57	0	111,57	+1.76
	1			Split Time 1: 28.46		Split Time 2: 78.21																								
	2			Split Time 1: 28.80		Split Time 2: 77.08																								
5	21			HOCHSCHORNER Pavol / HOCHSCHORNER Peter	SVK	224,24			+4.00																					
	21	1	5	-	-	-	2	-	-	-	-	-	-	-	2	-	-	-	-	-	-	-	-	2	-	-	106.42	6	112,42	+4.19
	21	2	4	-	-	-	-	-	-	-	-	-	-	-	2	-	-	-	-	-	-	-	-	-	-	-	107.82	4	111,82	+2.01
	1			Split Time 1: 29.80		Split Time 2: 76.17																								
	2			Split Time 1: 28.47		Split Time 2: 75.93																								
6	14			KUBAN Milan / OLEJNIK Marian	SVK	227,45			+7.21																					
	14	1	6	-	-	-	-	-	-	-	-	-	-	-	2	-	-	-	-	-	-	-	-	-	-	-	111.16	2	113,16	+4.93
	14	2	9	-	-	-	-	-	-	-	-	-	-	-	-	-	-	-	-	-	-	-	-	-	-	-	114.29	0	114,29	+4.48
	1			Split Time 1: 29.29		Split Time 2: 75.86																								
	2			Split Time 1: 28.41		Split Time 2: 78.52																								
7	11			BENETTI Andrea / MASOERO Erik	ITA	227,52			+7.28																					
	11	1	7	-	-	-	-	-	-	-	-	-	-	-	-	-	-	-	-	-	-	-	-	-	-	-	114.41	0	114,41	+6.18
	11	2	6	-	-	-	-	-	-	-	-	-	-	-	-	-	-	-	-	-	-	-	-	-	-	-	113.11	0	113,11	+3.30
	1			Split Time 1: 28.85		Split Time 2: 76.46																								
	2			Split Time 1: 28.82		Split Time 2: 77.16																								
8	9			POSPISIL Jaroslav / POLLERT Jaroslav	CZE	230,32			+10.08																					
	9	1	10	-	-	2	-	-	-	-	-	-	-	-	2	-	-	-	-	-	-	-	-	-	-	-	115.41	4	119,41	+11.18
	9	2	2	-	-	-	-	-	-	-	-	-	-	-	-	-	-	-	-	-	-	-	-	-	-	-	110.91	0	110,91	+1.10
	1			Split Time 1: 31.33		Split Time 2: 83.26																								
	2			Split Time 1: 28.39		Split Time 2: 74.78																								
9	19			BECKER Marcus / HENZE Stefan	GER	230,46			+10.22																					
	19	1	8	-	-	-	-	-	-	2	-	2	2	-	-	-	-	-	-	-	-	-	-	-	-	-	108.44	6	114,44	+6.21
	19	2	12	-	-	-	-	-	-	-	-	-	-	-	-	-	-	-	-	-	-	-	-	-	-	-	116.02	0	116,02	+6.21
	1			Split Time 1: 28.62		Split Time 2: 79.89																								
	2			Split Time 1: 28.37		Split Time 2: 75.25																								
10	20			SKANTAR Peter / SKANTAR Ladislav	SVK	232,58			+12.34																					
	20	1	11	-	-	-	-	-	-	-	-	-	-	-	2	-	-	-	-	-	-	-	-	-	-	-	115.58	4	119,58	+11.35
	20	2	5	-	-	-	-	-	-	-	-	-	-	-	-	-	-	-	-	-	-	-	-	-	-	-	111.00	2	113,00	+3.19
	1			Split Time 1: 28.92		Split Time 2: 81.72																								
	2			Split Time 1: 28.33		Split Time 2: 74.81																								

RACE ANALYSIS		
C2-Men Heats - 1st and 2nd Run		
Penrith Whitewater Stadium	30 Sep 2005	Start Time: 15:52 / End Time: 16:15

Rank	Bib No.	Ph. Run	Rk.	Name	Nat.	Phase Total			
						Time	Pen. Sec.	Total Time Behind	
11	15	1	9	QUEMERAIS Philippe / LEPENNEC Yann		FRA	234,09 +13.85		
				2	10		-	113.14	6
	1	2	Split Time 1: 34.64		Split Time 2: 83.95		0	114,95	+5.14
			Split Time 1: 29.91		Split Time 2: 78.77				
12	17	1	13	BRAUD Martin / FORGIT Cedric		FRA	236,05 +15.81		
				2	11		-	116.77	4
	1	2	Split Time 1: 29.07		Split Time 2: 83.31		0	115,28	+5.47
			Split Time 1: 28.96		Split Time 2: 77.48				
13	6	1	15	BELLOFIORE Mark / MILNE Lachlan		AUS	239,11 +18.87		
				2	13		-	117.43	4
	1	2	Split Time 1: 29.65		Split Time 2: 81.13		4	117,68	+7.87
			Split Time 1: 28.47		Split Time 2: 76.48				
14	16	1	14	SIMON Kay / SIMON Robby		GER	242,51 +22.27		
				2	14		-	114.97	6
	1	2	Split Time 1: 31.47		Split Time 2: 84.22		4	121,54	+11.73
			Split Time 1: 31.66		Split Time 2: 80.99				
15	12	1	16	BAILLIE Timothy / STOTT Etienne		GBR	244,51 +24.27		
				2	15		-	113.77	8
	1	2	Split Time 1: 29.27		Split Time 2: 81.38		6	122,74	+12.93
			Split Time 1: 30.78		Split Time 2: 78.77				
16	10	1	17	ALONSO Remy / LAMY Victor		FRA	246,83 +26.59		
				2	16		-	119.89	2
	1	2	Split Time 1: 28.97		Split Time 2: 85.84		2	124,94	+15.13
			Split Time 1: 28.84		Split Time 2: 80.17				
17	3	1	12	MICZEK Jaroslaw / SEKULA Wojciech		POL	266,95 +46.71		
				2	18		-	115.93	4
	1	2	Split Time 1: 30.08		Split Time 2: 81.52		4	147,02	+37.21
			Split Time 1: 35.67		Split Time 2: 87.53				
18	4	1	21	WRZOSEK Dariusz / KRUCZEK Bartlomiej		POL	294,73 +74.49		
				2	17		-	118.59	50
	1	2	Split Time 1: 29.20		Split Time 2: 81.76		2	126,14	+16.33
			Split Time 1: 29.46		Split Time 2: 80.18				
19	2	1	18	PROUST Duncan / FARRANCE Andrew		AUS	307,72 +87.48		
				2	19		-	131.55	2
	1	2	Split Time 1: 30.50		Split Time 2: 91.39		52	174,17	+64.36
			Split Time 1: 29.26		Split Time 2: 80.22				

CANOE/KAYAK SLALOM RACING WORLD CHAMPIONSHIPS

PENRITH NSW - AUSTRALIA 29 SEP - 3 OCT 2005



RACE ANALYSIS									
C2-Men Heats - 1st and 2nd Run									
Penrith Whitewater Stadium	30 Sep 2005			Start Time: 15:52 / End Time: 16:15					

Rank	Bib No.	Ph. Run	Rk.	Name	Nat.	Time	Pen. Sec.	Total Time	Phase Total Behind
20	7	1	19	KUZNETSOV Mikhail / LARIONOV Dmitry	RUS	136.24	2	337,26	+117.02
	21		2						
	1	2	1						
			2						
				Split Time 1: 28.55	Split Time 2: 88.88				
				Split Time 1: 29.63	Split Time 2: 105.91				
21	1	1	20	NICHOLAS Bryden / ROBINSON Andrew	NZL	140.86	12	340,57	+120.33
	20		2						
	1	2	1						
			2						
				Split Time 1: 36.93	Split Time 2: 70.80				
				Split Time 1: 33.07	Split Time 2: 110.39				
DNS	5	1		MINGHAI Hu / JUNRONG Shu	CHN				DNS
	2								
	1	2	1						
			2						
				Split Time 1:	Split Time 2:				
				Split Time 1:	Split Time 2:				

Gate Summary	1	2	3	4	5	6	7	8	9	10	11	12	13	14	15	16	17	18	19	20	21	22
Touched:	3	2	3	2	1	1	0	4	1	7	4	1	7	2	1	3	0	5	9	3	3	0
Missed:	0	0	0	0	0	0	0	0	0	1	1	0	0	0	1	0	0	0	1	0	0	0

LEGEND	Nat.	Nation	No.	Bib Number	Ph./Run	Phase	Rk.	Rank	Sec.	Penalties	Seconds
--------	------	--------	-----	------------	---------	-------	-----	------	------	-----------	---------

CANOE/KAYAK SLALOM RACING WORLD CHAMPIONSHIPS

PENRITH NSW - AUSTRALIA 29 SEP - 3 OCT 2005



RACE ANALYSIS													
C1-Men - Semifinal and Final													
Penrith Whitewater Stadium				1 OCT 2005				Start Time: 14:16 / End Time: 14:40					

Rank	Bib No.	Ph. Run	Rk.	Name																			Nat.	Phase Total			
				1	2	3	*4	5	6	7	*8	*9	10	11	12	13	14	15*	16	17	18	19*		20*	21	22	Time
1	52			BELL Robin																			AUS		209,26	0.00	
	32	SF	2	-	-	-	-	-	-	-	-	-	-	-	-	-	-	-	-	-	-	-	-	106.10	0	106,10	+2.11
	9	F	2	-	-	-	-	-	-	-	-	-	-	-	-	-	-	-	-	-	-	-	103.16	0	103,16	+1.58	
		SF		Split Time 1: 27.20									Split Time 2: 72.86														
		F		Split Time 1: 27.91									Split Time 2: 69.33														
2	54			ESTANGUET Tony																			FRA		209,47	+0.21	
	30	SF	5	-	-	-	-	-	-	-	-	-	-	-	-	2	-	-	-	-	2	-	-	103.89	4	107,89	+3.90
	6	F	1	-	-	-	-	-	-	-	-	-	-	-	-	-	-	-	-	-	-	-	101.58	0	101,58	0.00	
		SF		Split Time 1: 26.70									Split Time 2: 72.40														
		F		Split Time 1: 26.48									Split Time 2: 68.63														
3	51			MARTIKAN Michal																			SVK		210,64	+1.38	
	38	SF	1	-	-	-	-	-	-	-	-	-	-	-	-	-	-	-	-	-	-	-	103.99	0	103,99	0.00	
	10	F	5	-	-	-	-	-	-	-	2	-	-	-	-	-	-	-	-	-	-	-	104.65	2	106,65	+5.07	
		SF		Split Time 1: 27.94									Split Time 2: 72.78														
		F		Split Time 1: 27.98									Split Time 2: 73.80														
4	50			BENZIEN Jan																			GER		214,12	+4.86	
	35	SF	4	-	-	-	-	-	-	-	-	-	-	-	-	-	-	-	-	-	-	-	107.10	0	107,10	+3.11	
	7	F	6	-	-	-	-	-	-	-	-	-	-	-	-	-	-	-	-	-	-	2	105.02	2	107,02	+5.44	
		SF		Split Time 1: 28.68									Split Time 2: 72.41														
		F		Split Time 1: 29.37									Split Time 2: 72.46														
5	49			PFANNMOELLER Stefan																			GER		214,50	+5.24	
	31	SF	3	-	-	-	2	-	-	-	-	-	-	-	-	-	-	-	-	-	-	-	104.88	2	106,88	+2.89	
	8	F	7	-	-	-	-	-	-	-	-	-	-	-	-	-	-	-	-	-	-	-	107.62	0	107,62	+6.04	
		SF		Split Time 1: 30.51									Split Time 2: 73.86														
		F		Split Time 1: 29.03									Split Time 2: 73.61														
6	46			MINCIK Juraj																			SVK		214,99	+5.73	
	37	SF	8	-	-	-	-	-	-	-	-	-	-	-	-	-	-	-	-	-	-	-	108.59	0	108,59	+4.60	
	3	F	3	-	-	-	-	-	-	-	-	-	-	-	-	-	-	-	-	-	-	-	106.40	0	106,40	+4.82	
		SF		Split Time 1: 28.54									Split Time 2: 74.32														
		F		Split Time 1: 28.22									Split Time 2: 72.52														
7	16			MALEY Kynan																			AUS		215,84	+6.58	
	17	SF	9	-	-	-	-	-	-	-	-	-	-	-	-	-	-	-	-	-	-	-	109.31	0	109,31	+5.32	
	2	F	4	-	-	-	-	-	-	-	-	-	-	-	-	-	-	-	-	-	-	-	106.53	0	106,53	+4.95	
		SF		Split Time 1: 27.71									Split Time 2: 73.25														
		F		Split Time 1: 27.99									Split Time 2: 72.38														
8	37			MASEK Jan																			CZE		217,65	+8.39	
	19	SF	6	-	-	-	-	-	-	-	-	-	-	-	-	-	-	-	-	2	-	-	106.19	2	108,19	+4.20	
	5	F	8	-	-	-	-	2	-	-	-	-	-	-	-	-	-	-	-	-	-	-	107.46	2	109,46	+7.88	
		SF		Split Time 1: 28.63									Split Time 2: 73.01														
		F		Split Time 1: 30.98									Split Time 2: 75.56														
9	20			DUERRENMATT Ronnie																			SUI		222,14	+12.88	
	21	SF	7	-	-	-	-	-	-	-	-	-	-	-	-	-	-	-	-	-	-	-	108.29	0	108,29	+4.30	
	4	F	9	-	-	-	-	-	-	2	2	-	-	-	-	2	-	-	-	-	-	-	107.85	6	113,85	+12.27	
		SF		Split Time 1: 28.07									Split Time 2: 73.79														
		F		Split Time 1: 28.75									Split Time 2: 78.96														
10	43			JEZEK Stanislav																			CZE		231,40	+22.14	
	36	SF	10	-	-	-	-	-	-	-	-	-	2	-	-	-	-	-	-	-	-	2	105.94	4	109,94	+5.95	
	1	F	10	-	-	-	2	-	-	-	-	-	-	-	-	2	-	-	-	-	-	2	115.46	6	121,46	+19.88	
		SF		Split Time 1: 28.53									Split Time 2: 74.37														
		F		Split Time 1: 30.48									Split Time 2: 86.37														

RACE ANALYSIS			
C1-Men - Semifinal and Final			
Penrith Whitewater Stadium	1 OCT 2005	Start Time: 14:16 / End Time: 14:40	

Rank	Bib No.	Ph. Run	Rk.	Name	Nat.	Phase Total																				
						Time	Pen. Sec.	Total Time	Behind																	
				1	2	3	*4	5	6	7	*8	*9	10	11	12	13	14	15*	16	17	18	19*	20*	21	22	
11	42			BETTGE Nico	GER														2							
	33	SF	11																							
		SF				Split Time 1: 28.03				Split Time 2: 75.52																
12	48			SLAFKOVSKY Alexander	SVK																					
	22	SF	12																							
		SF				Split Time 1: 28.78				Split Time 2: 74.42																
13	32			GODDARD Daniel	GBR																					
	12	SF	13																							
		SF				Split Time 1: 28.58				Split Time 2: 75.38																
14	53			MCINTOSH Stuart	GBR			2																		
	40	SF	14																							
		SF				Split Time 1: 31.51				Split Time 2: 77.55																
15	44			FLORENCE David	GBR				2																	
	10	SF	15																							
		SF				Split Time 1: 30.12				Split Time 2: 76.90																
16	39			HOCEVAR Simon	SLO																		2	2		
	18	SF	16																							
		SF				Split Time 1: 27.84				Split Time 2: 74.19																
17	22			WOJS Grezegorz	POL																					
	25	SF	17																							
		SF				Split Time 1: 29.20				Split Time 2: 78.73																
18	25			INDRUCH Tomas	CZE					2															2	
	39	SF	18																							
		SF				Split Time 1: 30.35				Split Time 2: 75.50																
19	47			STEVANOVIC Dejan	SLO																					2
	29	SF	19																							
		SF				Split Time 1: 29.38				Split Time 2: 77.30																

RACE ANALYSIS			
C1-Men - Semifinal and Final			
Penrith Whitewater Stadium	1 OCT 2005	Start Time: 14:16 / End Time: 14:40	

Rank	Bib No.	Ph. Run	Rk.	Name	Nat.	Phase Total																			
						Time	Pen. Sec.	Total Time	Behind																
				1	2	3	*4	5	6	7	*8	*9	10	11	12	13	14	15*16	17	18	19*20	*21	22		
20	45	SF	20	LABARELLE Pierre	FRA	-	-	-	-	-	-	-	-	-	-	-	-	-	-	-	-	-	-	-	-
						113.47	0	113,47	+9.48																
						Split Time 1: 29.42		Split Time 2: 76.98																	
21	36	SF	21	ERGUIN Jon	ESP	-	-	-	-	-	-	-	2	-	-	-	-	-	-	-	-	-	-	-	
						111.56	2	113,56	+9.57																
						Split Time 1: 28.08		Split Time 2: 77.46																	
22	33	SF	22	ZAKRAJSEK Jost	SLO	-	-	-	-	2	-	-	-	-	-	-	-	-	-	-	-	-	-	-	
						112.33	2	114,33	+10.34																
						Split Time 1: 30.18		Split Time 2: 78.52																	
23	34	SF	23	SANGRA Jordi	ESP	-	-	2	-	-	-	-	-	-	-	-	-	2	-	-	-	-	-	-	
						110.78	4	114,78	+10.79																
						Split Time 1: 30.52		Split Time 2: 77.17																	
24	38	SF	24	CARTWRIGHT James	CAN	-	-	-	-	-	-	-	2	-	-	-	-	-	-	-	-	-	-	-	
						113.61	2	115,61	+11.62																
						Split Time 1: 30.01		Split Time 2: 81.47																	
25	28	SF	25	CRANE Austin	USA	2	-	-	-	-	-	-	-	-	-	-	-	-	-	-	-	-	-	-	
						114.26	2	116,26	+12.27																
						Split Time 1: 31.68		Split Time 2: 79.67																	
26	35	SF	26	FUCHS Leopold	AUT	-	-	-	-	-	-	-	2	-	2	-	-	-	-	-	-	-	-	-	
						112.59	4	116,59	+12.60																
						Split Time 1: 29.54		Split Time 2: 82.73																	
27	41	SF	27	WIECZOREK Mariusz	POL	-	-	-	-	2	-	-	-	-	-	-	-	-	-	-	2	-	-		
						112.67	4	116,67	+12.68																
						Split Time 1: 30.90		Split Time 2: 76.36																	
28	27	SF	28	SCHIRMANN Alain	SUI	-	-	-	-	-	-	-	-	-	-	-	-	2	-	-	-	-	-		
						114.83	2	116,83	+12.84																
						Split Time 1: 29.10		Split Time 2: 76.75																	

RACE ANALYSIS

C1-Men - Semifinal and Final

Penrith Whitewater Stadium

1 OCT 2005

Start Time: 14:16 / End Time: 14:40

Rank	Bib No.	Ph. Run	Rk.	Name	Nat.	Phase Total		
						Time	Pen. Sec.	Total Time Behind
29	21			LIPATOV Alexander	RUS			
	20	SF	29	- - - - - 2 - - - - - 2 - -		111.12	6	117,12 +13.13
		SF		Split Time 1: 28.52	Split Time 2: 76.93			
				Split Time 1:	Split Time 2:			
30	18			PETRY Cassio Ramon	BRA			
	2	SF	30	- - - - - - - - - - - - - -		118.59	0	118,59 +14.60
		SF		Split Time 1: 28.85	Split Time 2: 80.46			
				Split Time 1:	Split Time 2:			
31	14			FINA Fulvio	ITA			
	9	SF	31	- - - - - 2 - - - - - 2 - - 2 - - - - -		114.20	6	120,20 +16.21
		SF		Split Time 1: 31.76	Split Time 2: 83.90			
				Split Time 1:	Split Time 2:			
32	7			SANTIN DE SOUZA Filipi	BRA			
	6	SF	32	- - - - - - - - - - - - - -		120.64	0	120,64 +16.65
		SF		Split Time 1: 30.60	Split Time 2: 80.51			
				Split Time 1:	Split Time 2:			
33	17			NONOMIYA Kenji	JPN			
	3	SF	33	- - - - - - - - - - - - - -		124.19	0	124,19 +20.20
		SF		Split Time 1: 28.65	Split Time 2: 83.93			
				Split Time 1:	Split Time 2:			
34	15			YUNGNICKEL Mark	NZL			
	1	SF	34	2 - - - - - 2 - - - - - 2 - - - - -		122.79	8	130,79 +26.80
		SF		Split Time 1: 31.62	Split Time 2: 91.32			
				Split Time 1:	Split Time 2:			
35	31			TSAKMAKIS Christos	GRE			
	16	SF	35	- - - - - 2 - 2 - - - - - 2 - - 2 - -		124.87	8	132,87 +28.88
		SF		Split Time 1: 31.13	Split Time 2: 93.25			
				Split Time 1:	Split Time 2:			
36	24			BIERYT Krzysztof	POL			
	27	SF	36	- - - - - 50 - - - - - - - - -		114.26	50	164,26 +60.27
		SF		Split Time 1: 79.21	Split Time 2: 87.67			
				Split Time 1:	Split Time 2:			
37	40			LALLIET Olivier	FRA			
	34	SF	37	- - - - - 2 - 2 - - - - - 2 - - - - - 50 - - 2 - -		115.98	58	173,98 +69.99
		SF		Split Time 1: 31.36	Split Time 2: 85.24			
				Split Time 1:	Split Time 2:			



CANOE/KAYAK SLALOM RACING WORLD CHAMPIONSHIPS

PENRITH NSW - AUSTRALIA 29 SEP - 3 OCT 2005




RACE ANALYSIS			
C1-Men - Semifinal and Final			
Penrith Whitewater Stadium	1 OCT 2005	Start Time: 14:16 / End Time: 14:40	

Rank	Bib No.	Ph. Run	Rk.	Name	Nat.	Phase Total		
						Time	Pen. Sec.	Total Time Behind
38	30			LARIMER Jeff	USA			
	8	SF	38	- - - - -		129.99	52	181,99 +78.00
		SF		Split Time 1: 29.74	Split Time 2: 90.94			
				Split Time 1:	Split Time 2:			
39	8			MUICINOVIC Emir	CRO			
	7	SF	39	- - - - - 2 - - - - -		131.08	52	183,08 +79.09
		SF		Split Time 1: 30.02	Split Time 2: 82.57			
				Split Time 1:	Split Time 2:			
40	13			KAZAK Aliksandr	BLR			
	4	SF	40	- - - - 2 - - 2 - 2 - - - 2 - - - - 50 - - -		128.30	62	190,30 +86.31
		SF		Split Time 1: 32.21	Split Time 2: 93.95			
				Split Time 1:	Split Time 2:			

Gate Summary	1	2	3	4	5	6	7	8	9	10	11	12	13	14	15	16	17	18	19	20	21	22
Touched:	2	0	1	3	4	5	1	6	1	4	3	2	4	4	3	1	0	1	2	5	4	6
Missed:	0	0	0	0	0	1	0	0	0	0	0	0	0	0	0	0	0	0	4	0	0	0

LEGEND	Nat.	Nation	No.	Bib Number	Ph./RunPhase	Rk.	Rank	Sec.	Penalties	Seconds
--------	------	--------	-----	------------	--------------	-----	------	------	-----------	---------



CANOE/KAYAK SLALOM RACING WORLD CHAMPIONSHIPS

PENRITH NSW - AUSTRALIA 29 SEP - 3 OCT 2005



RACE ANALYSIS													
K1-Women - Semifinal and Final													
Penrith Whitewater Stadium						1 OCT 2005				Start Time: 15:04 / End Time: 15:28			

Rank	Bib No.	Ph. Run	Rk.	Name	Nat.	Phase Total																		
						Time	Pen. Sec.	Total Time Behind																
				1	2	3	*4	5	6	7	*8	*9	10	11	12	13	14	15*16	17	18	19*20	*21	22	
1	50			KALISKA Elena	SVK	219,86			0.00															
	38	SF	1	-	-	-	-	-	-	-	-	-	-	-	-	-	-	-	-	-	-	-	-	-
	10	F	1	-	-	-	-	-	-	-	-	-	-	-	-	-	-	-	-	-	-	-	-	-
		SF		Split Time 1: 27.81				Split Time 2: 76.78																
		F		Split Time 1: 28.13				Split Time 2: 74.89																
2	51			PLANERT Mandy	GER	222,69			+2.83															
	35	SF	2	-	-	-	-	-	-	-	-	-	-	-	-	-	-	-	-	-	-	-	-	-
	9	F	2	-	-	-	-	-	-	-	-	-	-	-	-	-	-	-	-	-	-	-	-	-
		SF		Split Time 1: 28.72				Split Time 2: 75.35																
		F		Split Time 1: 28.45				Split Time 2: 78.00																
3	46			DICKENS Peggy	FRA	229,38			+9.52															
	34	SF	4	-	-	-	-	-	-	-	-	-	-	-	-	-	-	-	-	-	-	-	-	-
	7	F	4	-	-	-	-	-	-	-	-	-	-	-	-	-	-	-	-	-	-	-	-	-
		SF		Split Time 1: 29.47				Split Time 2: 77.18																
		F		Split Time 1: 30.21				Split Time 2: 81.70																
4	52			HILGERTOVA Stepanka	CZE	229,82			+9.96															
	39	SF	3	-	-	-	-	-	-	-	-	-	-	-	-	-	-	-	-	-	-	-	-	-
	8	F	5	-	-	-	2	-	-	2	-	2	-	-	-	-	-	-	-	-	-	-	-	-
		SF		Split Time 1: 28.59				Split Time 2: 77.17																
		F		Split Time 1: 31.33				Split Time 2: 83.47																
5	42			BONGARDT Jennifer	GER	232,22			+12.36															
	11	SF	6	-	-	-	-	-	-	-	-	-	-	-	-	-	-	-	-	-	-	-	-	-
	5	F	3	-	-	-	-	-	-	-	-	-	-	-	-	-	-	-	-	-	-	-	-	-
		SF		Split Time 1: 29.91				Split Time 2: 80.95																
		F		Split Time 1: 28.84				Split Time 2: 78.38																
6	40			WALSH Kimberley	GBR	236,41			+16.55															
	31	SF	9	-	-	-	-	-	-	-	-	-	-	-	-	-	-	-	-	-	-	-	-	-
	2	F	6	-	-	-	-	-	-	2	-	-	-	-	-	-	-	-	-	-	-	-	-	-
		SF		Split Time 1: 30.19				Split Time 2: 80.99																
		F		Split Time 1: 29.31				Split Time 2: 80.76																
7	45			PAVELKOVA Irena	CZE	236,93			+17.07															
	27	SF	7	-	-	-	-	-	-	-	-	-	-	-	-	-	-	-	-	-	-	-	-	-
	4	F	7	-	-	-	-	-	-	2	-	-	-	-	2	-	-	-	-	-	-	-	-	-
		SF		Split Time 1: 29.83				Split Time 2: 80.61																
		F		Split Time 1: 29.73				Split Time 2: 83.81																
8	44			BLAKEMAN Laura	GBR	237,21			+17.35															
	36	SF	5	-	-	-	-	-	-	-	-	-	-	-	-	-	-	-	-	-	-	-	-	-
	6	F	8	-	-	-	-	-	-	-	2	-	-	2	-	-	-	-	-	-	-	-	-	2
		SF		Split Time 1: 28.86				Split Time 2: 78.45																
		F		Split Time 1: 28.92				Split Time 2: 82.49																
9	47			SADILOVA Marcela	CZE	242,88			+23.02															
	40	SF	8	-	-	-	-	-	-	-	-	-	-	-	-	-	-	-	-	-	-	-	-	-
	3	F	9	-	-	-	-	-	-	-	-	-	-	2	-	-	-	-	-	-	-	-	-	-
		SF		Split Time 1: 29.83				Split Time 2: 81.15																
		F		Split Time 1: 29.40				Split Time 2: 82.79																
10	38			ZAMISKOVA BROSKOVA Gabriela	SVK	216,72			+9.20															
	32	SF	10	-	-	-	-	-	-	-	-	-	-	-	-	-	-	-	-	-	-	-	-	-
	1	F		-	-	-	-	-	-	-	-	-	-	-	-	-	-	-	-	-	-	-	-	-
		SF		Split Time 1: 29.10				Split Time 2: 79.45																
		F		Split Time 1:				Split Time 2:																

RACE ANALYSIS

K1-Women - Semifinal and Final

Penrith Whitewater Stadium

1 OCT 2005

Start Time: 15:04 / End Time: 15:28

Rank	Bib No.	Ph. Run	Rk.	Name	Nat.	Phase Total			
						Time	Pen. Sec.	Total Time	Behind
11	36			LAWRENCE Katrina	AUS				
	24	SF	11	- - - - - 2 - - - - -		117.20	2	119,20	+9.68
		SF		Split Time 1: 29.33	Split Time 2: 80.64				
				Split Time 1:	Split Time 2:				
12	8			CORRIE Heather	GBR				
	29	SF	12	- - - - - 2 - - - - -		117.92	2	119,92	+10.40
		SF		Split Time 1: 33.65	Split Time 2: 85.32				
				Split Time 1:	Split Time 2:				
13	37			MILNE Victoria	AUS				
	30	SF	13	- - - - - 2 - - - - -		118.99	2	120,99	+11.47
		SF		Split Time 1: 30.36	Split Time 2: 84.55				
				Split Time 1:	Split Time 2:				
14	43			PICHERY Mathilde	FRA				
	37	SF	14	- - - - - - - - - - -		121.49	0	121,49	+11.97
		SF		Split Time 1: 29.53	Split Time 2: 80.40				
				Split Time 1:	Split Time 2:				
15	22			JINGJING Li	CHN				
	17	SF	15	- - - - - 2 - - - - -		121.10	2	123,10	+13.58
		SF		Split Time 1: 34.78	Split Time 2: 85.91				
				Split Time 1:	Split Time 2:				
16	33			VAN MOURIK Saskia	CAN				
	25	SF	16	- - - - - - - - - - -		123.28	0	123,28	+13.76
		SF		Split Time 1: 31.19	Split Time 2: 87.29				
				Split Time 1:	Split Time 2:				
17	26			STANUCH Agnieszka	POL				
	22	SF	17	- - - - - - - - - - -		123.66	0	123,66	+14.14
		SF		Split Time 1: 31.70	Split Time 2: 84.37				
				Split Time 1:	Split Time 2:				
18	48			OBLINGER PETERS Violetta	AUT				
	15	SF	18	- - - - - 2 - - - - -		122.16	2	124,16	+14.64
		SF		Split Time 1: 29.65	Split Time 2: 84.59				
				Split Time 1:	Split Time 2:				
19	24			HERDE Ariane	NED				
	18	SF	19	- - - - - - - - - - -		124.17	0	124,17	+14.65
		SF		Split Time 1: 31.60	Split Time 2: 86.96				
				Split Time 1:	Split Time 2:				

RACE ANALYSIS

K1-Women - Semifinal and Final

Penrith Whitewater Stadium

1 OCT 2005

Start Time: 15:04 / End Time: 15:28

Rank	Bib No.	Ph. Run	Rk.	Name	Nat.	Phase Total			
						Time	Pen. Sec.	Total Time	Behind
20	49			DUKATOVA Jana	SVK				
	14	SF	20	- - - - - 2 - - - - 2 - -		123.35	4	127,35	+17.83
		SF		Split Time 1: 28.33 Split Time 2: 86.92					
21	35			EL DESOUKI Nagwa	SUI				
	1	SF	21	- - - - 2 - - - 2 - - - - 2 - - - - - - - - - - - - - - - -		121.95	6	127,95	+18.43
		SF		Split Time 1: 32.81 Split Time 2: 89.19					
22	32			KUHNLE Corinna	AUT				
	3	SF	22	2 - - - - - - - - - - - - - - - 2 - - - - - - - - - - -		124.66	4	128,66	+19.14
		SF		Split Time 1: 32.41 Split Time 2: 88.47					
23	12			STOFFEL-KURT Nadine	SUI				
	33	SF	23	- 2 - - - - - - - - - 2 - - - 2 - - - - - - - - - - - - - - - -		123.68	6	129,68	+20.16
		SF		Split Time 1: 32.04 Split Time 2: 93.66					
24	20			NATOLI Louise	AUS				
	28	SF	24	- - - - - - - - - - - - - - - 2 - - - - - - - - - - - - - - - -		127.70	4	131,70	+22.18
		SF		Split Time 1: 28.37 Split Time 2: 82.34					
25	41			FRAUENRATH Heike	GER				
	26	SF	25	- - - - - - - - - - - - - - - 2 - - - - - - - - - 2 - - - - - -		128.60	4	132,60	+23.08
		SF		Split Time 1: 30.39 Split Time 2: 94.16					
26	7			PRENDIN Angela Luisa	ITA				
	2	SF	26	- -		132.74	0	132,74	+23.22
		SF		Split Time 1: 32.33 Split Time 2: 92.55					
27	39			BOUDENS Sarah	CAN				
	19	SF	27	- - - - - 2 - - - - - 2 - - - - - - - - - 2 - - - - - - - - - -		125.15	8	133,15	+23.63
		SF		Split Time 1: 34.95 Split Time 2: 90.37					
28	19			MILCZAREK Malgorzata	POL				
	23	SF	28	- - - - - - - - - 2 - - 2 - - - - - - - - - - - - - - - 2 - -		130.25	6	136,25	+26.73
		SF		Split Time 1: 40.50 Split Time 2: 94.50					

RACE ANALYSIS

K1-Women - Semifinal and Final

Penrith Whitewater Stadium

1 OCT 2005

Start Time: 15:04 / End Time: 15:28

Rank	Bib No.	Ph. Run	Rk.	Name	Nat.	Phase Total			
						Time	Pen. Sec.	Total Time	Behind
29	15			KHARITONOVA Marta	RUS				
	20	SF	29	- - 2 - - - - - 2 - - 2 - - - - -		130.73	6	136,73	+27.21
		SF		Split Time 1: 31.98 Split Time 2: 60.49					
30	31			TIDMORE Jamie	USA				
	6	SF	30	- 2 - - - - - - - - - - 2 - - - - -		133.79	4	137,79	+28.27
		SF		Split Time 1: 34.40 Split Time 2: 92.14					
31	25			JULL Heather	NZL				
	10	SF	31	- - 2 - - - - - - - 2 - - - - - - - - -		135.18	4	139,18	+29.66
		SF		Split Time 1: 33.96 Split Time 2: 60.17					
32	23			KAWAGUCHI Noriyo	JPN				
	12	SF	32	- - - - 2 - - - 2 - - - - - - - - - -		138.32	4	142,32	+32.80
		SF		Split Time 1: 34.53 Split Time 2: 98.33					
33	9			COAN Andrea	ITA				
	7	SF	33	- - - - - - - 2 - - - - - - - - - -		140.66	2	142,66	+33.14
		SF		Split Time 1: 32.46 Split Time 2: 92.74					
34	10			ODORICO Manola	ITA				
	8	SF	34	- - - - - - - - - - - - - 2 - - - - 2		139.49	4	143,49	+33.97
		SF		Split Time 1: 33.70 Split Time 2: 94.93					
35	13			YAMADA Asahi	JPN				
	13	SF	35	- - - - - 2 - - - - - - - - - - - 2		140.05	4	144,05	+34.53
		SF		Split Time 1: 34.57 Split Time 2: 91.90					
36	29			BARNES Helen	IRL				
	21	SF	36	- - - - 2 - - - - - - - 2 - - - - - 2		143.08	6	149,08	+39.56
		SF		Split Time 1: 32.42 Split Time 2: 93.01					
37	16			PERRETT Tania	NZL				
	5	SF	37	- - - - 2 2 - - - 2 2 - 2 - - - - - 2		162.66	12	174,66	+65.14
		SF		Split Time 1: 48.09 Split Time 2: 82.35					



CANOE/KAYAK SLALOM RACING WORLD CHAMPIONSHIPS

PENRITH NSW - AUSTRALIA 29 SEP - 3 OCT 2005




RACE ANALYSIS			
K1-Women - Semifinal and Final			
Penrith Whitewater Stadium	1 OCT 2005	Start Time: 15:04 / End Time: 15:28	

Rank	Bib No.	Ph. Run	Rk.	Name	Nat.	Phase Total		
						Time	Pen. Sec.	Total Time Behind
38	34	SF	38	GRATTO Jennifer	CAN	122.52	56	178,52 +69.00
	16	SF						
		SF						
				Split Time 1: 32.73	Split Time 2:			
				Split Time 1:	Split Time 2:			
39	28	SF	39	NIBBELING Nicky	NED	149.74	104	253,74 +144.22
	9	SF						
		SF						
				Split Time 1: 35.97	Split Time 2: 97.91			
				Split Time 1:	Split Time 2:			
DNS	6	SF		MEEHAN Olivia	NZL			DNS
	4	SF						
		SF						
				Split Time 1:	Split Time 2:			
				Split Time 1:	Split Time 2:			

Gate Summary	1	2	3	4	5	6	7	8	9	10	11	12	13	14	15	16	17	18	19	20	21	22
Touched:	1	3	2	1	6	4	0	7	1	5	6	2	6	4	0	7	1	0	1	3	6	3
Missed:	0	0	0	0	0	0	0	0	0	0	1	0	0	0	0	0	0	0	1	0	0	1

LEGEND	Nat.	Nation	No.	Bib Number	Ph./RunPhase	Rk.	Rank	Sec.	Penalties	Seconds
--------	------	--------	-----	------------	--------------	-----	------	------	-----------	---------



CANOE/KAYAK SLALOM RACING WORLD CHAMPIONSHIPS

PENRITH

NSW - AUSTRALIA
29 SEP - 3 OCT 2005



RESULTS LIST												
C2-Men - Semifinal and Final												
Penrith Whitewater Stadium				2 OCT 2005				Start Time: 14:16 / End Time: 14:40				

Rk.	Bib No.	Name	Nat.	Semifinal				Final				Total	
				Time	Pen. Sec.	Total Time	Rk.	Time	Pen. Sec.	Total Time	Rk.	Time	Behind
1	8	BAHMANN Christian / SENFT Michael	GER	111.32	0	111,32	1	113.08	0	113,08	3	224,40	0.00
2	14	KUBAN Milan / OLEJNIK Marian	SVK	116.17	0	116,17	4	112.85	0	112,85	2	229,02	+4.62
3	19	BECKER Marcus / HENZE Stefan	GER	114.14	4	118,14	8	112.35	0	112,35	1	230,49	+6.09
4	15	QUEMERAIS Philippe / LEPENNEC Yann	FRA	116.44	0	116,44	5	115.87	0	115,87	4	232,31	+7.91
5	22	VOLF Jaroslav / STEPANEK Ondrej	CZE	113.66	2	115,66	3	112.95	4	116,95	6	232,61	+8.21
6	20	SKANTAR Peter / SKANTAR Ladislav	SVK	115.19	0	115,19	2	117.66	0	117,66	8	232,85	+8.45
7	18	BOWMAN Stuart / SMITH Nicholas	GBR	115.37	2	117,37	6	116.43	0	116,43	5	233,80	+9.40
8	13	JIRAS Marek / MADER Tomas	CZE	114.61	4	118,61	9	115.52	2	117,52	7	236,13	+11.73
9	16	SIMON Kay / SIMON Robby	GER	117.74	0	117,74	7	114.55	4	118,55	9	236,29	+11.89
10	17	BRAUD Martin / FORGIT Cedric	FRA	117.56	2	119,56	10	127.34	4	131,34	10	250,90	+26.50
11	21	HOCHSCHORNER Pavol / HOCHSCHORNER Peter	SVK	117.44	4	121,44	11						
12	6	BELLOFIORE Mark / MILNE Lachlan	AUS	120.90	6	126,90	12						
13	12	BAILLIE Timothy / STOTT Etienne	GBR	123.82	4	127,82	13						
14	9	POSPISIL Jaroslav / POLLERT Jaroslav	CZE	123.46	8	131,46	14						
15	11	BENETTI Andrea / MASOERO Erik	ITA	119.53	64	183,53	15						

Chief Judge:

Andre Luiz Behs (BRA)

LEGEND	Nat.	Nation	No.	Bib Number	Rk.	Rank	Sec.	Penalties	Seconds
--------	------	--------	-----	------------	-----	------	------	-----------	---------

CANOE/KAYAK SLALOM RACING WORLD CHAMPIONSHIPS

PENRITH NSW - AUSTRALIA

29 SEP - 3 OCT 2005



RACE ANALYSIS													
K1-Men - Semifinal and Final													
Penrith Whitewater Stadium													
2 OCT 2005													
Start Time: 15:04 / End Time: 15:29													

Rank	Bib No.	Ph. Run	Rk.	Name	Nat.	Phase Total																			
						Time	Pen. Sec.	Total Time Behind																	
				1	2	3	*4	5	6	7	*8	*9	10	11	12	13	14	15*	16	17	18	19*	20*	21	22
1	69			DOERFLER Fabian	GER	201,35			0.00																
	16	SF	3	- - - - -		101.76	0	101,76	+0.90																
	8	F	1	- - - - -		99.59	0	99,59	0.00																
		SF		Split Time 1: 26.66		Split Time 2: 68.85																			
		F		Split Time 1: 26.68		Split Time 2: 69.87																			
2	67			LEFEVRE Fabien	FRA	204,09			+2.74																
	35	SF	2	- - - - -		101.69	0	101,69	+0.83																
	9	F	2	- - - - -		102.40	0	102,40	+2.81																
		SF		Split Time 1: 26.92		Split Time 2: 69.82																			
		F		Split Time 1: 27.08		Split Time 2: 70.87																			
3	48			CIBAK Peter	SVK	207,25			+5.90																
	30	SF	10	- - - - -		101.90	2	103,90	+3.04																
	1	F	3	- - - - -		103.35	0	103,35	+3.76																
		SF		Split Time 1: 26.70		Split Time 2: 71.32																			
		F		Split Time 1: 26.70		Split Time 2: 70.57																			
4	70			OBLINGER Helmut	AUT	207,56			+6.21																
	39	SF	5	- - - - -		102.22	0	102,22	+1.36																
	6	F	4	- - - - -		103.34	2	105,34	+5.75																
		SF		Split Time 1: 26.60		Split Time 2: 70.21																			
		F		Split Time 1: 27.61		Split Time 2: 71.02																			
5	68			PESCHIER Benoit	FRA	209,31			+7.96																
	15	SF	9	- - - - -		103.77	0	103,77	+2.91																
	2	F	5	- - - - -		105.54	0	105,54	+5.95																
		SF		Split Time 1: 27.46		Split Time 2: 72.30																			
		F		Split Time 1: 26.78		Split Time 2: 73.24																			
6	76			MOLMENTI Daniele	ITA	209,63			+8.28																
	12	SF	7	- - - - -		103.24	0	103,24	+2.38																
	4	F	6	- - - - -		102.39	4	106,39	+6.80																
		SF		Split Time 1: 26.85		Split Time 2: 70.38																			
		F		Split Time 1: 28.20		Split Time 2: 73.89																			
7	62			SAJBIDOR Jan	SVK	209,78			+8.43																
	20	SF	1	- - - - -		100.86	0	100,86	0.00																
	10	F	7	- - - - -		102.92	6	108,92	+9.33																
		SF		Split Time 1: 28.21		Split Time 2: 70.32																			
		F		Split Time 1: 29.24		Split Time 2: 74.67																			
8	41			BILLAUT Julien	FRA	212,47			+11.12																
	7	SF	4	- - - - -		100.03	2	102,03	+1.17																
	7	F	8	- - - - -		102.44	8	110,44	+10.85																
		SF		Split Time 1: 28.20		Split Time 2: 70.19																			
		F		Split Time 1: 29.70		Split Time 2: 75.76																			
9	45			ROETHENMUND Mathias	SUI	226,37			+25.02																
	27	SF	8	- - - - -		103.52	0	103,52	+2.66																
	3	F	9	- - - - -		116.85	6	122,85	+23.26																
		SF		Split Time 1: 26.43		Split Time 2: 70.13																			
		F		Split Time 1: 28.60		Split Time 2: 76.09																			
10	74			FORD David	CAN	262,92			+61.57																
	37	SF	6	- - - - -		103.19	0	103,19	+2.33																
	5	F	10	- - - - -		107.73	52	159,73	+60.14																
		SF		Split Time 1: 26.56		Split Time 2: 70.79																			
		F		Split Time 1: 80.47		Split Time 2: 86.98																			

RACE ANALYSIS			
K1-Men - Semifinal and Final			
Penrith Whitewater Stadium	2 OCT 2005	Start Time: 15:04 / End Time: 15:29	

Rank	Bib No.	Ph. Run	Rk.	Name	Nat.	Phase Total																				
						Time	Pen. Sec.	Total Time	Behind																	
				1	2	3	*4	5	6	7	*8	*9	10	11	12	13	14	15*	16	17	18	19*	20*	21	22	
11	35			RAAB Ondrej	CZE																					
	36	SF	11																							
		SF				Split Time 1: 25.91				Split Time 2: 70.25																
12	56			JUANMARTI Carles	ESP																					
	19	SF	12																							
		SF				Split Time 1: 26.26				Split Time 2: 71.39																
13	59			GRIMM Alexander	GER									2												
	29	SF	13																							
		SF				Split Time 1: 26.78				Split Time 2: 72.05																
14	64			POLACZYK Grzegorz	POL																					
	31	SF	14																							
		SF				Split Time 1: 26.99				Split Time 2: 72.27																
15	65			PONTAROLLO Matteo	ITA																					
	13	SF	15																							
		SF				Split Time 1: 27.26				Split Time 2: 72.15																
16	43			HEYL Brett	USA																					
	34	SF	16																							
		SF				Split Time 1: 26.60				Split Time 2: 72.10																
17	77			KAUZER Peter	SLO		2																			
	11	SF	17																							
		SF				Split Time 1: 28.52				Split Time 2: 72.92																
18	75			WALSH Campbell	GBR									2												
	40	SF	18																							
		SF				Split Time 1: 26.38				Split Time 2: 72.72																
19	52			KURT Michael	SUI																					
	32	SF	19																							
		SF				Split Time 1: 27.10				Split Time 2: 71.66																

RACE ANALYSIS			
K1-Men - Semifinal and Final			
Penrith Whitewater Stadium		2 OCT 2005	Start Time: 15:04 / End Time: 15:29

Rank	Bib No.	Ph. Run	Rk.	Name	Nat.	Phase Total																				
						Time	Pen. Sec.	Total Time	Behind																	
				1	2	3	*4	5	6	7	*8	*9	10	11	12	13	14	15*	16	17	18	19*	20*	21	22	
20	73			BROWN Anthony	AUS																					
	2	SF	20			-	2	-	-	-	-	-	-	-	-	-	-	-	-	-	-	-	-	-	-	-
		SF				Split Time 1: 29.76				Split Time 2: 74.83								103.99	2	105.99	+5.13					
21	55			PISVEJC Ivan	CZE																					
	25	SF	21			-	-	-	2	-	-	-	-	-	-	-	-	-	-	2	-	-	-	-	-	-
		SF				Split Time 1: 29.01				Split Time 2: 72.53								102.64	4	106.64	+5.78					
22	63			POPIELA Dariusz	POL																					
	24	SF	22			-	-	-	-	-	-	-	-	-	-	-	-	-	-	-	-	-	-	-	-	-
		SF				Split Time 1: 26.58				Split Time 2: 71.56								106.96	0	106.96	+6.10					
23	27			MULIC Dinko	CRO																					
	6	SF	23			-	-	-	-	-	-	-	-	-	-	-	-	-	-	-	-	-	-	-	-	-
		SF				Split Time 1: 28.64				Split Time 2: 73.77								107.18	0	107.18	+6.32					
24	53			BACKHOUSE David	NED																					
	18	SF	24			-	-	-	-	-	-	-	-	-	-	-	-	-	2	-	-	-	-	-	-	-
		SF				Split Time 1: 29.12				Split Time 2: 74.63								106.57	2	108.57	+7.71					
25	66			DIEZ CANEDO Guillermo	ESP																					
	21	SF	25			-	-	-	-	-	-	-	-	-	-	-	-	-	2	2	-	-	-	-	-	-
		SF				Split Time 1: 26.39				Split Time 2: 71.37								104.85	4	108.85	+7.99					
26	25			PARSONS Scott	USA																					
	22	SF	26			-	-	-	-	2	-	-	-	-	-	-	-	-	-	-	-	-	-	-	-	-
		SF				Split Time 1: 30.13				Split Time 2: 73.75								105.72	4	109.72	+8.86					
27	58			ANDO Taro	JPN																					
	5	SF	27			-	-	-	-	-	-	-	-	-	-	-	-	-	-	-	-	-	-	-	-	-
		SF				Split Time 1: 27.36				Split Time 2: 75.79								110.36	0	110.36	+9.50					
28	72			KRALJ Dejan	SLO																					
	33	SF	28			-	-	2	-	-	2	-	-	-	-	-	-	-	-	-	-	-	-	-	-	-
		SF				Split Time 1: 33.32				Split Time 2: 78.40								104.46	6	110.46	+9.60					

CANOE/KAYAK SLALOM RACING WORLD CHAMPIONSHIPS

PENRITH NSW - AUSTRALIA 29 SEP - 3 OCT 2005



RACE ANALYSIS												
K1-Men - Semifinal and Final												
Penrith Whitewater Stadium				2 OCT 2005				Start Time: 15:04 / End Time: 15:29				

Rank	Bib No.	Ph. Run	Rk.	Name	Nat.	Phase Total																			
						Time	Pen. Sec.	Total Time	Behind																
	Start Order			1	2	3	*4	5	6	7	*8	*9	10	11	12	13	14	15*	16	17	18	19*	20*	21	22
29	47			HELLBERG Marten	SWE																				
	4	SF	29			-	-	-	-	2	-	-	-	-	-	-	-	-	-	-	-	-	-	-	-
		SF				Split Time 1: 29.77				Split Time 2: 74.16				109.15	2	111,15	+10.29								
30	39			HOUNSLOW Richard	GBR																				
	23	SF	30			-	-	-	-	-	-	-	-	-	-	-	-	2	-	-	-	-	-	2	-
		SF				Split Time 1: 27.31				Split Time 2: 76.59				107.25	4	111,25	+10.39								
31	61			WILKIE John	AUS																				
	26	SF	31			-	-	-	-	2	-	-	-	-	2	-	-	-	-	-	-	-	-	-	-
		SF				Split Time 1: 29.53				Split Time 2: 77.68				105.91	6	111,91	+11.05								
32	37			RHEINISCH Eoin	IRL																				
	10	SF	32			-	-	-	-	-	2	-	-	-	-	-	2	-	-	-	-	-	-	-	-
		SF				Split Time 1: 26.35				Split Time 2: 76.29				108.19	4	112,19	+11.33								
33	38			BOUTEN Robert	NED																				
	28	SF	33			-	-	-	-	-	-	-	-	-	-	-	-	-	-	-	-	-	-	-	-
		SF				Split Time 1: 28.37				Split Time 2: 79.81				112.83	0	112,83	+11.97								
34	71			PFANNMOELLER Erik	GER																				
	38	SF	34			-	-	-	-	2	-	-	-	2	-	2	-	-	-	-	-	-	-	-	-
		SF				Split Time 1: 28.86				Split Time 2: 79.00				105.20	8	113,20	+12.34								
35	57			MANN Scott	USA																				
	14	SF	35			-	-	-	-	-	-	-	-	-	-	-	-	-	-	-	-	-	2	-	-
		SF				Split Time 1: 27.23				Split Time 2: 72.39				111.99	2	113,99	+13.13								
36	54			FERRAZZI Pierpaolo	ITA																				
	17	SF	36			2	-	2	-	-	-	-	-	-	-	-	-	-	-	-	-	-	-	-	-
		SF				Split Time 1: 30.36				Split Time 2: 78.61				108.10	6	114,10	+13.24								
37	20			BUCKLEY Neil	GBR																				
	3	SF	37			-	-	-	-	2	-	-	-	2	-	-	-	-	-	-	-	-	-	-	-
		SF				Split Time 1: 29.66				Split Time 2: 76.79				108.04	8	116,04	+15.18								



CANOE/KAYAK SLALOM RACING WORLD CHAMPIONSHIPS

PENRITH NSW - AUSTRALIA 29 SEP - 3 OCT 2005



RACE ANALYSIS									
K1-Men - Semifinal and Final									
Penrith Whitewater Stadium					2 OCT 2005			Start Time: 15:04 / End Time: 15:29	

Rank	Bib No.	Ph. Run	Rk.	Name	Nat.	Phase Total			
						Time	Pen. Sec.	Total Time	Behind
38	29			PARKER Robert	AUS				
	8	SF	38	- - - - - 2 - - - - -		115.61	2	117,61	+16.75
		SF		Split Time 1: 26.53	Split Time 2: 75.83				
				Split Time 1:	Split Time 2:				
39	36			CAFFEREY Neil	IRL				
	9	SF	39	- - - - - 2 - - - - -		116.04	2	118,04	+17.18
		SF		Split Time 1: 28.21	Split Time 2: 81.93				
				Split Time 1:	Split Time 2:				
40	49			NATMESSNIG Herwig	AUT				
	1	SF	40	- - 2 - - - - - 50		108.48	52	160,48	+59.62
		SF		Split Time 1: 32.06	Split Time 2: 75.20				
				Split Time 1:	Split Time 2:				

Gate Summary	1	2	3	4	5	6	7	8	9	10	11	12	13	14	15	16	17	18	19	20	21	22
Touched:	1	2	5	4	2	5	0	6	1	3	4	1	2	4	4	3	0	0	1	2	2	1
Missed:	0	0	1	0	0	0	0	0	0	0	0	0	0	0	0	0	0	0	0	0	0	1

LEGEND	Nat.	Nation	No.	Bib Number	Ph./RunPhase	Rk.	Rank	Sec.	Penalties	Seconds
--------	------	--------	-----	------------	--------------	-----	------	------	-----------	---------



RESULTS LIST

C2-Men Team - 1st and 2nd Run

3 OCT 2005

Start Time: 14:34 / End Time: 14:42

Rk.	Bib No.	Name	Nat.	1st Run				2nd Run				Total	
				Time	Pen. Sec.	Total Time	Rk.	Time	Pen. Sec.	Total Time	Rk.	Time	Behind
1	3	GERMANY	GER	123.00	0	123,00	1	123.13	2	125,13	1	248,13	0.00
	3-A	BAHMANN Christian / SENFT Michael			0				2				
	3-B	SIMON Kay / SIMON Robby			0				0				
	3-C	BECKER Marcus / HENZE Stefan			0				0				
2	2	CZECH REPUBLIC	CZE	127.40	2	129,40	2	127.45	4	131,45	2	260,85	+12.72
	2-A	POSPISIL Jaroslav / POLLERT Jaroslav			0				0				
	2-B	JIRAS Marek / MADER Tomas			2				2				
	2-C	VOLF Jaroslav / STEPANEK Ondrej			0				2				
3	1	FRANCE	FRA	127.38	50	177,38	3	129.90	656	785,90	3	963,28	+715.15
	1-A	ALONSO Remy / LAMY Victor			0				4				
	1-B	QUEMERAIS Philippe / LEPENNEC Yann			50				650				
	1-C	BRAUD Martin / FORGIT Cedric			0				2				

Chief Judge:

Andre Luiz Behs (BRA)

LEGEND	Nat.	Nation	No.	Bib Number	Rk.	Rank	Sec.	Penalties	Seconds
--------	------	--------	-----	------------	-----	------	------	-----------	---------

RESULTS LIST

K1-Men Team - 1st and 2nd Run

3 OCT 2005

Start Time: 13:30 / End Time: 14:28

Rk.	Bib No.	Name	Nat.	1st Run				2nd Run				Total	
				Time	Pen. Sec.	Total Time	Rk.	Time	Pen. Sec.	Total Time	Rk.	Time	Behind
1	13	FRANCE	FRA	108.51	0	108,51	1	107.98	2	109,98	1	218,49	0.00
	13-A	BILLAUT Julien			0				0				
	13-B	LEFEVRE Fabien			0				2				
	13-C	PESCHIER Benoit			0				0				
2	15	ITALY	ITA	110.96	0	110,96	3	111.12	0	111,12	3	222,08	+3.59
	15-A	FERRAZZI Pierpaolo			0				0				
	15-B	PONTAROLLO Matteo			0				0				
	15-C	MOLMENTI Daniele			0				0				
3	16	SLOVENIA	SLO	110.82	2	112,82	4	108.63	2	110,63	2	223,45	+4.96
	16-A	NOLIMAL Andrej			2				0				
	16-B	KRALJ Dejan			0				2				
	16-C	KAUZER Peter			0				0				
4	10	SLOVAKIA	SVK	108.27	2	110,27	2	111.89	2	113,89	5	224,16	+5.67
	10-A	MRAZ Tomas			0				0				
	10-B	CIBAK Peter			0				0				
	10-C	SAJBIDOR Jan			2				2				
5	9	AUSTRIA	AUT	113.25	0	113,25	5	114.06	0	114,06	6	227,31	+8.82
	9-A	HUDETZ Harald			0				0				
	9-B	NATMESSNIG Herwig			0				0				
	9-C	OBLINGER Helmut			0				0				
6	7	CZECH REPUBLIC	CZE	108.04	6	114,04	6	112.62	2	114,62	7	228,66	+10.17
	7-A	RAAB Ondrej			2				0				
	7-B	PISVEJC Ivan			2				2				
	7-C	KUBRICAN Lukas			2				0				
7	5	NETHERLANDS	NED	113.84	4	117,84	9	111.65	2	113,65	4	231,49	+13.00
	5-A	BOUTEN Robert			0				2				
	5-B	OUDE Sam			4				0				
	5-C	BACKHOUSE David			0				0				
8	6	SWITZERLAND	SUI	114.55	0	114,55	7	115.81	4	119,81	10	234,36	+15.87
	6-A	BRON Cedric			0				2				
	6-B	ROETHENMUND Mathias			0				0				
	6-C	KURT Michael			0				2				
9	3	USA	USA	115.97	2	117,97	10	111.59	8	119,59	9	237,56	+19.07
	3-A	PARSONS Scott			2				0				
	3-B	HEYL Brett			0				0				
	3-C	MANN Scott			0				8				
10	2	NEW ZEALAND	NZL	118.99	2	120,99	13	119.15	0	119,15	8	240,14	+21.65
	2-A	MEEHAN Jared			0				0				
	2-B	ROOZENBURG Johann			2				0				
	2-C	DAWSON Michael			0				0				

RESULTS LIST

K1-Men Team - 1st and 2nd Run

3 OCT 2005

Start Time: 13:30 / End Time: 14:28

Rk.	Bib No.	Name	Nat.	1st Run				2nd Run				Total	
				Time	Pen. Sec.	Total Time	Rk.	Time	Pen. Sec.	Total Time	Rk.	Time	Behind
11	11	GREAT BRITAIN	GBR	111.55	8	119,55	11	114.73	6	120,73	11	240,28	+21.79
	11-A	BUCKLEY Neil			0				4				
	11-B	HOUNSLOW Richard			2				2				
	11-C	WALSH Campbell			6				0				
12	14	AUSTRALIA	AUS	113.22	4	117,22	8	112.71	14	126,71	12	243,93	+25.44
	14-A	PARKER Robert			0				4				
	14-B	WILKIE John			2				6				
	14-C	BROWN Anthony			2				4				
13	17	GERMANY	GER	116.95	8	124,95	14	115.59	12	127,59	13	252,54	+34.05
	17-A	GRIMM Alexander			0				4				
	17-B	DOERFLER Fabian			6				4				
	17-C	PFANNMOELLER Erik			2				4				
14	4	JAPAN	JPN	115.73	4	119,73	12	129.28	8	137,28	14	257,01	+38.52
	4-A	SASAKI Tsubasa			2				4				
	4-B	YAMANAKA Shuji			2				4				
	4-C	ANDO Taro			0				0				
15	1	BRASIL	BRA	141.21	14	155,21	17	136.67	12	148,67	15	303,88	+85.39
	1-A	MACHADO Joao Vitor			2				6				
	1-B	SELBACH Gustavo			10				0				
	1-C	SANTIN DE SOUZA Filipi			2				6				
16	8	POLAND	POL	131.14	6	137,14	15	115.13	58	173,13	16	310,27	+91.78
	8-A	POLACZYK Henryk			0				0				
	8-B	POPIELA Dariusz			4				6				
	8-C	POLACZYK Grzegorz			2				52				
17	12	CANADA	CAN	125.03	206	331,03	18	139.48	56	195,48	17	526,51	+308.02
	12-A	DAVIS Nathan			156				54				
	12-B	HOLROYD Mike			50				2				
	12-C	FORD David			0				0				

Chief Judge:

Andre Luiz Behs (BRA)

LEGEND

Nat.	Nation	No.	Bib Number	Rk.	Rank	Sec.	Penalties Seconds
------	--------	-----	------------	-----	------	------	-------------------

CS2005SWRLCH_KMTM2 73Bt 1.0

Report Created 3 OCT 2005 14:41

<http://canoe.siwidata.info>

Page 2 / 2

CANOE/KAYAK SLALOM RACING WORLD CHAMPIONSHIPS

PENRITH

NSW - AUSTRALIA

29 SEP - 3 OCT 2005



RESULTS LIST

K1-Women Team - 1st and 2nd Run

3 OCT 2005

Start Time: 14:49 / End Time: 15:14

Rk.	Bib No.	Name	Nat.	1st Run				2nd Run				Total	
				Time	Pen. Sec.	Total Time	Rk.	Time	Pen. Sec.	Total Time	Rk.	Time	Behind
1	12	CZECH REPUBLIC	CZE	124.23	0	124,23	1	124.14	6	130,14	2	254,37	0.00
	12-A	PAVELKOVA Irena			0				0				
	12-B	SADILOVA Marcela			0				2				
	12-C	HILGERTOVA Stepanka			0				4				
2	9	GREAT BRITAIN	GBR	127.79	4	131,79	4	124.78	4	128,78	1	260,57	+6.20
	9-A	CORRIE Heather			0				0				
	9-B	WALSH Kimberley			4				0				
	9-C	BLAKEMAN Laura			0				4				
3	6	AUSTRIA	AUT	133.03	6	139,03	6	138.51	0	138,51	4	277,54	+23.17
	6-A	SCHMID Julia			4				0				
	6-B	KUHNLE Corinna			2				0				
	6-C	OBLINGER PETERS Violetta			0				0				
4	8	FRANCE	FRA	124.66	8	132,66	5	123.28	52	175,28	6	307,94	+53.57
	8-A	TORNARE Ailne			2				0				
	8-B	PICHERY Mathilde			0				52				
	8-C	DICKENS Peggy			6				0				
5	5	AUSTRALIA	AUS	128.63	0	128,63	3	139.51	54	193,51	7	322,14	+67.77
	5-A	NATOLI Louise			0				50				
	5-B	LAWRENCE Katrina			0				0				
	5-C	MILNE Victoria			0				4				
6	10	GERMANY	GER	136.53	56	192,53	7	128.73	2	130,73	3	323,26	+68.89
	10-A	FRAUENRATH Heike			0				0				
	10-B	BONGARDT Jennifer			0				2				
	10-C	PLANERT Mandy			56				0				
7	3	JAPAN	JPN	155.95	58	213,95	8	145.94	24	169,94	5	383,89	+129.52
	3-A	YAMADA Asahi			4				4				
	3-B	NAKAYAMA Keiko			52				8				
	3-C	KAWAGUCHI Noriyo			2				12				
8	1	ITALY	ITA	158.58	58	216,58	9	157.34	62	219,34	9	435,92	+181.55
	1-A	PRENDIN Angela Luisa			2				2				
	1-B	COAN Andrea			2				54				
	1-C	ODORICO Manola			54				6				
9	4	NETHERLANDS	NED	161.33	66	227,33	10	143.32	68	211,32	8	438,65	+184.28
	4-A	HERDE Ariane			6				4				
	4-B	VAN DER ZWART Annelies			4				4				
	4-C	NIBBELING Nicky			56				60				
	11	SLOVAKIA	SVK	120.45	4	124,45	2		200	DNF			
	11-A	ZAMISKOVA BROSKOVA Gabriela			0				200				
	11-B	DUKATOVA Jana			2				0				
	11-C	KALISKA Elena			2				0				



CANOE/KAYAK SLALOM RACING WORLD CHAMPIONSHIPS

PENRITH NSW - AUSTRALIA 29 SEP - 3 OCT 2005




RESULTS LIST											
K1-Women Team - 1st and 2nd Run											
3 OCT 2005						Start Time: 14:49 / End Time: 15:14					

Rk.	Bib No.	Name	Nat.	1st Run				2nd Run				Total	
				Time	Pen. Sec.	Total Time	Rk.	Time	Pen. Sec.	Total Time	Rk.	Time	Behind

Chief Judge:

Andre Luiz Behs (BRA)

LEGEND	Nat.	Nation	No.	Bib Number	Rk.	Rank	Sec.	Penalties	Seconds
--------	------	--------	-----	------------	-----	------	------	-----------	---------



RESULTS LIST

C1-Men Team - 1st and 2nd Run

3 OCT 2005

Start Time: 15:29 / End Time: 15:53

Rk.	Bib No.	Name	Nat.	1st Run			Rk.	2nd Run			Rk.	Total	
				Time	Pen. Sec.	Total Time		Time	Pen. Sec.	Total Time		Time	Behind
1	8	FRANCE	FRA	112.54	2	114,54	3	112.93	2	114,93	2	229,47	0.00
	8-A	LALLIET Olivier								0			
	8-B	LABARELLE Pierre								2			
	8-C	ESTANGUET Tony								0			
2	9	GERMANY	GER	115.68	0	115,68	4	112.22	2	114,22	1	229,90	+0.43
	9-A	BETTGE Nico								0			
	9-B	PFANNMOELLER Stefan								2			
	9-C	BENZIEN Jan								0			
3	5	CZECH REPUBLIC	CZE	112.05	0	112,05	1	117.05	6	123,05	6	235,10	+5.63
	5-A	INDRUCH Tomas								2			
	5-B	MASEK Jan								0			
	5-C	JEZEK Stanislav								4			
4	2	AUSTRALIA	AUS	111.71	2	113,71	2	116.07	6	122,07	5	235,78	+6.31
	2-A	MALEY Kynan								4			
	2-B	GABB Matthew								2			
	2-C	BELL Robin								0			
5	3	POLAND	POL	118.98	4	122,98	6	116.31	0	116,31	3	239,29	+9.82
	3-A	WOJS Grezegorz								0			
	3-B	BIERYT Krzysztof								0			
	3-C	WIECZOREK Mariusz								4			
6	6	SLOVENIA	SLO	118.91	6	124,91	7	113.72	4	117,72	4	242,63	+13.16
	6-A	ZAKRAJSEK Jost								2			
	6-B	HOCEVAR Simon								0			
	6-C	STEVANOVIC Dejan								4			
7	7	GREAT BRITAIN	GBR	114.96	2	116,96	5	127.73	4	131,73	7	248,69	+19.22
	7-A	GODDARD Daniel								2			
	7-B	FLORENCE David								0			
	7-C	MCINTOSH Stuart								2			
8	4	USA	USA	121.47	12	133,47	8	124.95	10	134,95	8	268,42	+38.95
	4-A	FRAKER Benn								4			
	4-B	CRANE Austin								2			
	4-C	LARIMER Jeff								6			
9	11	ITALY	ITA	160.79	18	178,79	9	163.59	64	227,59	10	406,38	+176.91
	11-A	FINA Fulvio								4			
	11-B	BENETTI Andrea								6			
	11-C	MASOERO Erik								8			
10	1	JAPAN	JPN	148.08	116	264,08	10	150.95	16	166,95	9	431,03	+201.56
	1-A	MOCHIDA Masanari								6			
	1-B	KONDO Kyosuke								106			
	1-C	NONOMIYA Kenji								4			



CANOE/KAYAK SLALOM RACING WORLD CHAMPIONSHIPS

PENRITH NSW - AUSTRALIA 29 SEP - 3 OCT 2005



RESULTS LIST	
C1-Men Team - 1st and 2nd Run	
3 OCT 2005	Start Time: 15:29 / End Time: 15:53

Rk.	Bib No.	Name	Nat.	1st Run			Rk.	2nd Run			Rk.	Total	
				Time	Pen. Sec.	Total Time		Time	Pen. Sec.	Total Time		Time	Behind

Chief Judge:

Andre Luiz Behs (BRA)

LEGEND	Nat.	Nation	No.	Bib Number	Rk.	Rank	Sec.	Penalties	Seconds
--------	------	--------	-----	------------	-----	------	------	-----------	---------

